

Notice



All information contained in this manual is based on the latest product information at the time of publication. Bajaj Auto Limited accepts no liability for any inaccuracies or omissions in this publication, although every possible care has been taken to make it as complete and accurate as possible. All procedures and specifications subject to change without prior notice. The right is reserved to make such changes at any time without prior notice and without incurring an obligation to make such changes to product manufactured previously. Contact your authorized Bajaj Dealer for the latest information on product improvements incorporated after this manual was issued.

REV. 00, FEB.10 RB

Foreword



We have pleasure in presenting the Spare Parts Catalogue for 'Pulsar 180 CC UG IV' Motorcycle. This catalogue has been specially designed to assist you in selecting the correct parts for procurement to maintain 100% availability.

The Bajaj spares are subjected to the stringent quality control standards to ensure longer life of the vehicle. It is therefore necessary that only the Genuine Bajaj Spares are used.

In a continual effort to improve Performance and Efficiency of the vehicles, Specifications, Diagrams, Illustrations and Part Numbers can change without notice. Consequently, the description in this Spare Parts Catalogue cannot therefore be final and binding on us.

The modifications / alterations which are carried out after the issue of this catalogue, will be conveyed to you through our Service Circulars. You are requested to make necessary corrections in the Parts Catalogue as per the circulars so as to keep your catalogue up-to-date. This will ensure the appropriate and speedy delivery of the Spare Parts as the order placed will bear the latest part numbers.

In case, if you need any technical assistance contact the concerned Regional Office or write to us on the following address :

Bajaj Auto Indonesia
Menara Imperium
Jakarta 12980 Indonesia
Phone : 021-8281787
Fax : 021-8307615

Instructions



1. How to Read the Catalogue : Open the catalogue and from the pictorial index locate the group in which the part you want to find is present. Turn over to the concerned page number (as given by pictorial index). Now find out the figure of the part you wish to order. Write down the part number against that particular figure number from the text.

In case, if you have the part number and you need the other details, the part index can be used. The part index (at the end of the catalogue) will give you the figure and page number of the part you wish to order.

2. How to Order Spare Parts : The part number and the description of the part required should be invariably mentioned in the order as per the catalogue text.

The latest part number as conveyed through our service circulars should only appear on the order. In case of ordering painted components, colour shade of the components should be mentioned.

The quantity shown against the part number is the quantity per vehicle for that group so that particular quantity should be multiplied by the number of sets required.

3. Part Number System : We have used 8 digit system for part numbers. The model or hardware item is indicated by first two digits or alphanumeric, the next two or four digits indicate main group and the last four or two digits indicate serial number in main group or serial number or subgroup of fastener respectively. Thus the part numbers will be indicated by 2-2-4 or 2-4-2 digit system. Understanding this system will enable you to identify the spare parts easily.

4. Abbreviations : The following abbreviations are used in this catalogue.

Assly	Assembly	V	Volts
N.I.	Not illustrated	W	Watts
C'case	Crankcase	Accl.	Accelerator
Cyl	Cylinder	Comp.	Complete
O/s	Over size	Fr.	Front
Rr.	Rear	Std.	Standard
L	Length	A/t.	Alternate
R.H.	Right hand	L.H.	Left hand
Hex.	Hexagonal	AR	As required

Index

Plate No.	Description	Page No.
1	Cover Cylinder Head	2
2	Cylinder Head	4
3	Valve	6
4	Camshaft / Tensioner	8
5	Cylinder & Piston	10
6	Crankshaft	12
7	Balancer & Balancer Idler Gear	14
8	Transmission	16
9	Change Drum / Shift Fork	18
10	Gear Change Mechanism	20
11	Engine Assly. & Crankcase RH	22
12	Crankcase LH	24
13	Cover RH	26
14	Cover Magneto	28
15	Clutch	30
16	Carburettor & Air Cleaner Comp	32
17	Silencer Assly.	34
18	Oil Pump	36
19	Starter Assly.	38
20	Magneto / C.D.I. /H.T. Coil	40
21	Seat Assembly / Seat Lock / Tool kit	42
22	Engine Mounting	44
23	Frame & Frame Fittings	46
24	Swing Arm / Rear Shock Absorber	48
25	Rider Foot Rest	50
26	Pillion Foot Rest / Holder	52
27	Mudguard - Front & Rear	54
28	Stand Assembly	56
29	Tube / Tyre / Rim	58
30	Front Hub (For Disc Brake System)	60
31	Front Master Cylinder	62

Index

Plate No.	Description	Page No.
32	Front Disc Brake	64
33	Rear Hub	66
34	Rear Brake Padal	68
35	Handle Bar	70
36	Front Fork	72
37	Painted Parts & Decals	74,76
38	Petrol Cock, Cap Tank & Gauge Fuel	78
39	Fitting Petrol Tank Spoiler, Side Cover, Seat Cower	80
40	Meter Assly & Control Cable	82
41	Head Lamp & Fairing	84
42	Indicator Light Assly	86
43	Tail Lamp Assly / Front & Rear No.Plate	88
44	Electrical Component	90

Pictorial Index

PLATE NO. : 1 Cover Cylinder Head	PAGE NO. 1 & 2
--------------------------------------	-------------------

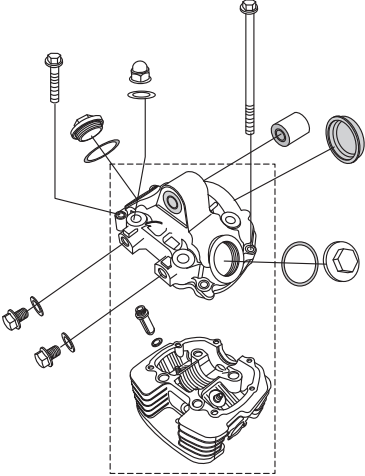


PLATE NO. : 2 Cylinder Head	PAGE NO. 3 & 4
--------------------------------	-------------------

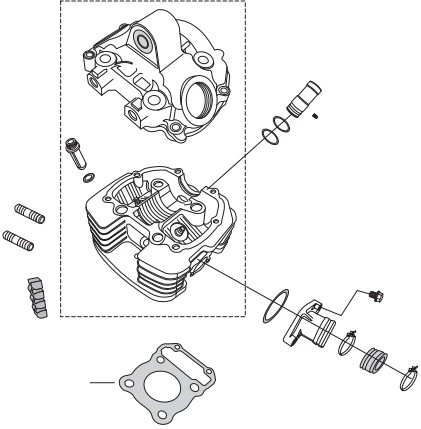


PLATE NO. : 3 VALVE	PAGE NO. 5 & 6
------------------------	-------------------

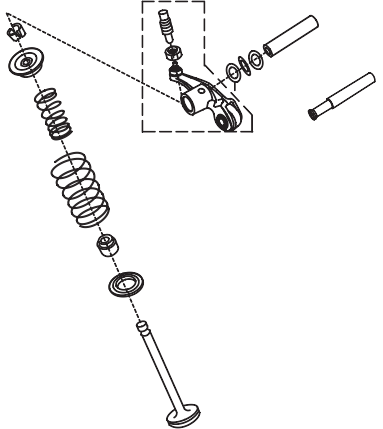
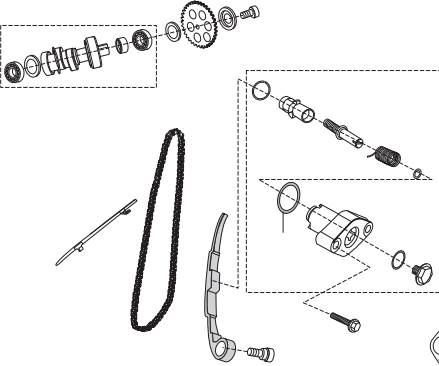


PLATE NO. : 4 Camshaft / Tensioner	PAGE NO. 7 & 8
---------------------------------------	-------------------



Pictorial Index

PLATE NO. : 5 CYLINDER & PISTON	PAGE NO. 9 & 10
------------------------------------	--------------------

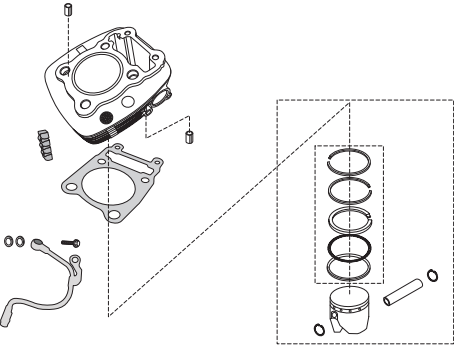


PLATE NO. : 6 CRANKSHAFT	PAGE NO. 11 & 12
-----------------------------	---------------------

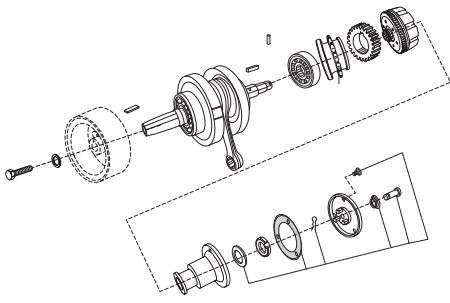


PLATE NO. : 7 Balancer & Balancer Idler Gear	PAGE NO. 13 & 14
---	---------------------

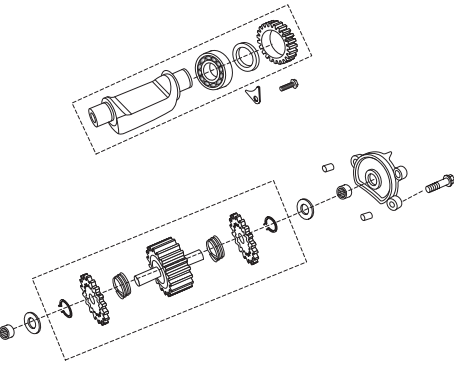
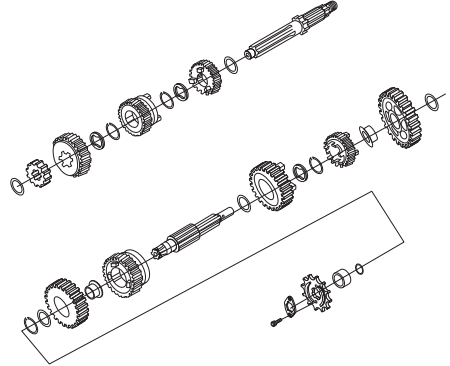


PLATE NO. : 8 TRANSMISSION	PAGE NO. 15 & 16
-------------------------------	---------------------



Pictorial Index

PLATE NO. : 9 Change Drum / Shift Fork	PAGE NO. 17 & 18
---	---------------------

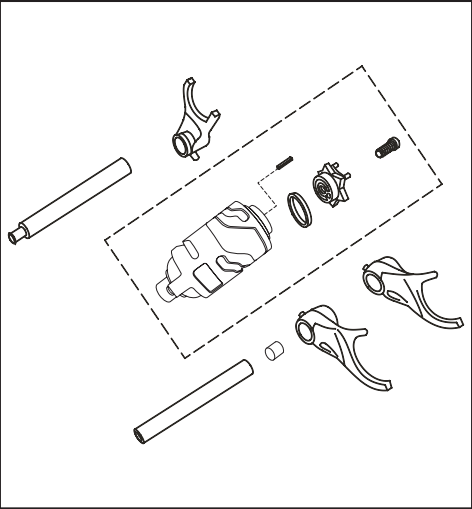


PLATE NO. : 10 Gear Change Mechanism	PAGE NO. 19 & 20
---	---------------------




PLATE NO. : 11 Engine Assy. & Crankcase RH	PAGE NO. 21 & 22
---	---------------------

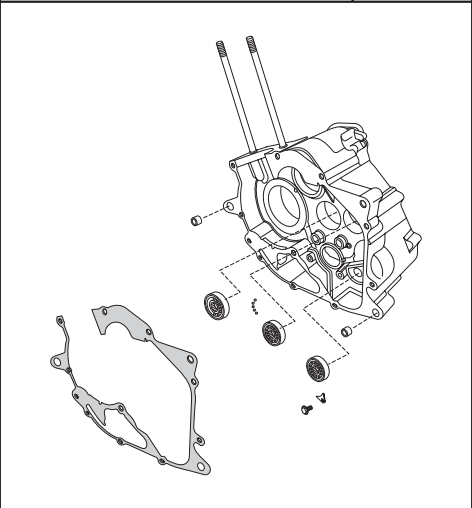
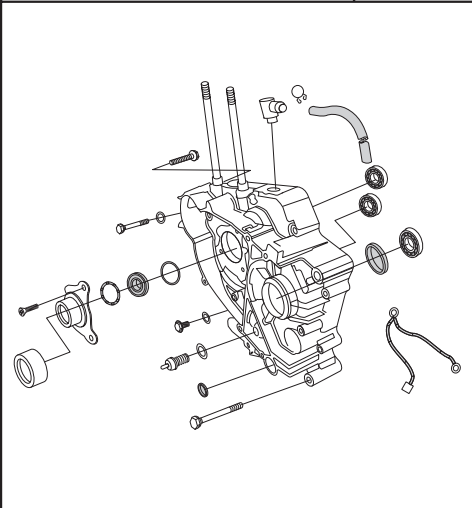


PLATE NO. : 12 Crankcase LH	PAGE NO. 23 & 24
--------------------------------	---------------------



Pictorial Index

PLATE NO. : 13 Cover RH	PAGE NO. 25 & 26
----------------------------	---------------------

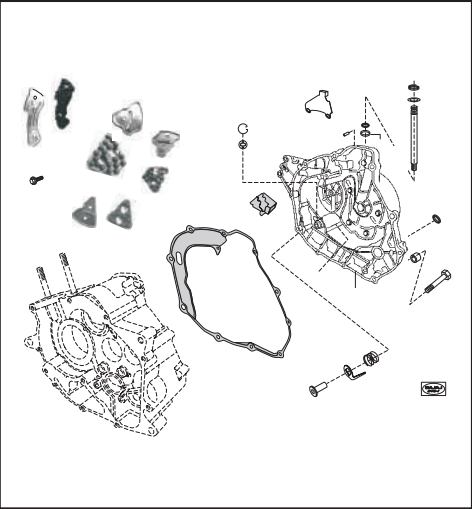


PLATE NO. : 14 Cover Magneto	PAGE NO. 27 & 28
---------------------------------	---------------------

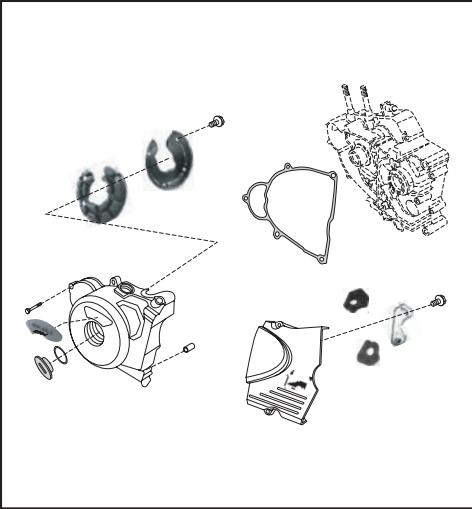


PLATE NO. : 15 CLUTCH	PAGE NO. 29 & 30
--------------------------	---------------------

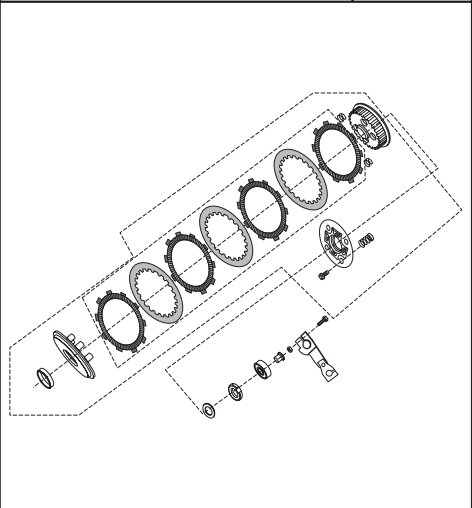
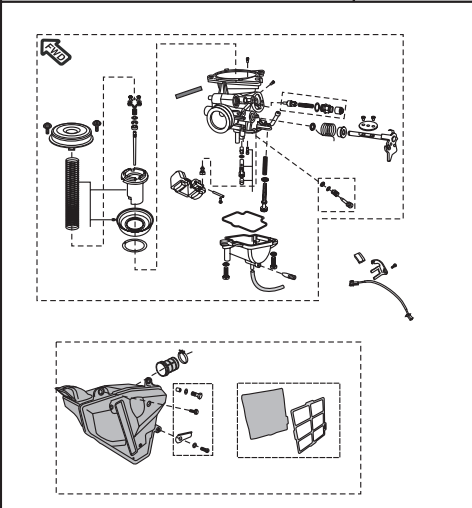


PLATE NO. : 16 Carburettor & Air Cleaner Comp.	PAGE NO. 31 & 32
---	---------------------



Pictorial Index

PLATE NO. : 17
Silencer Assly.

PAGE NO.
33 & 34

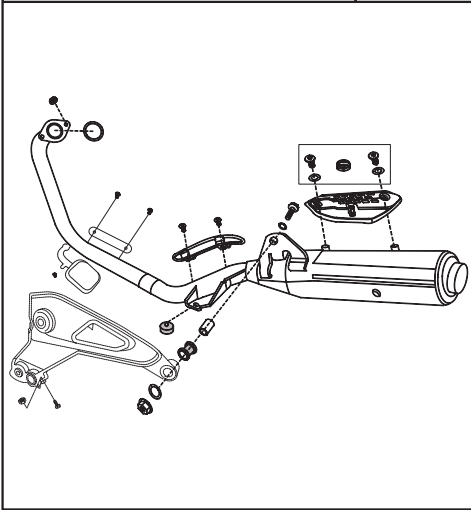


PLATE NO. : 18
Oil Pump

PAGE NO.
35 & 36

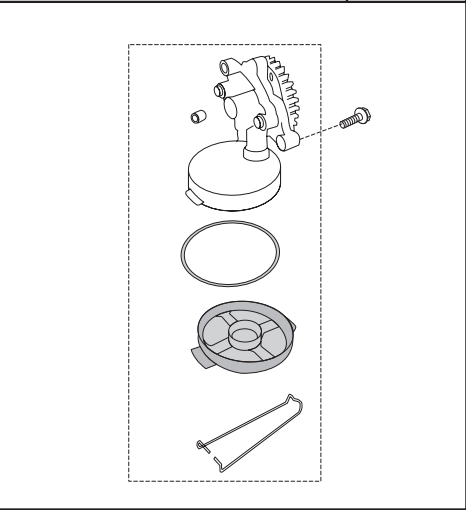


PLATE NO. : 19
Starter Assly.

PAGE NO.
37 & 38

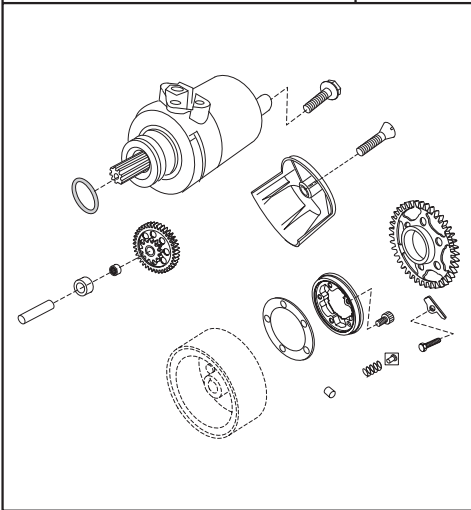
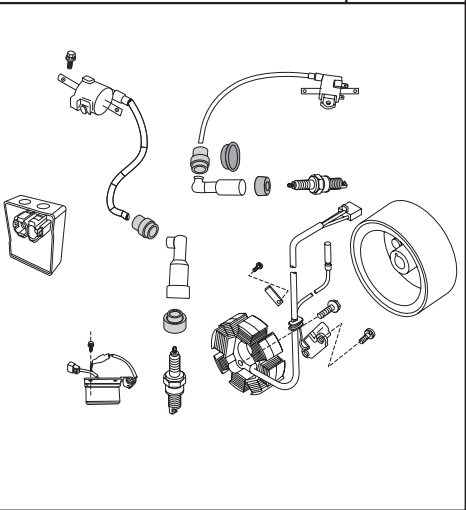


PLATE NO. : 20
Magneto / C.D.I. / H.T. Coil

PAGE NO.
39 & 40



Pictorial Index

PLATE NO. : 21
Seat Assembly / Seat Lock / Tool kit

PAGE NO.
41 & 42

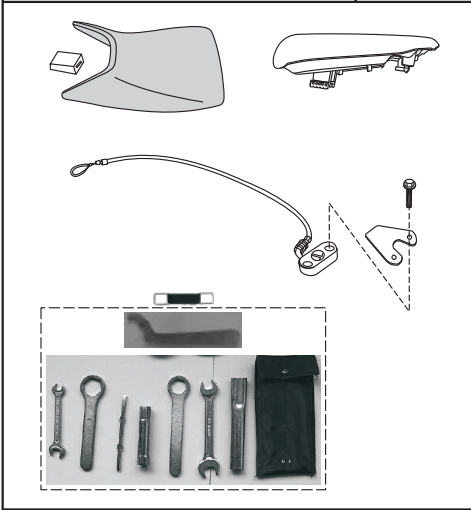


PLATE NO. : 22
Engine Mounting

PAGE NO.
43 & 44

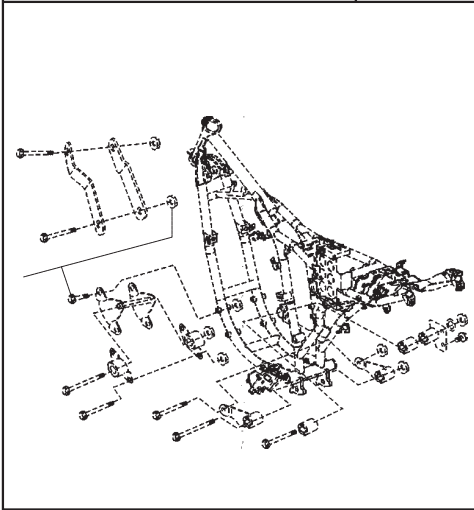


PLATE NO. : 23
Frame & Frame Fittings

PAGE NO.
45 & 46

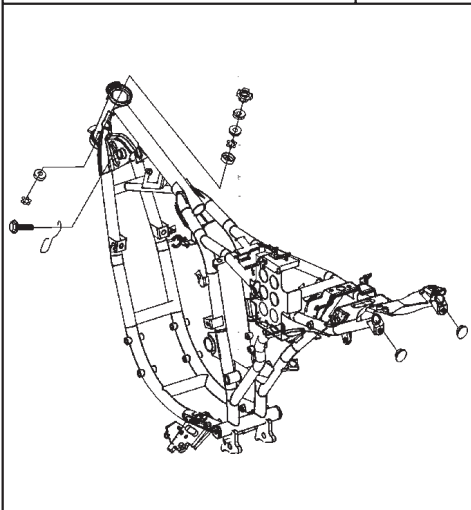
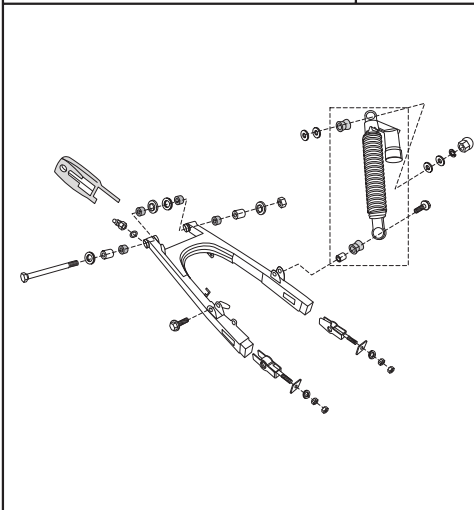


PLATE NO. : 24
Swing Arm / Rear Shock Absorber

PAGE NO.
47 & 48



Pictorial Index

PLATE NO. : 25
Rider Foot Rest

PAGE NO.
49 & 50

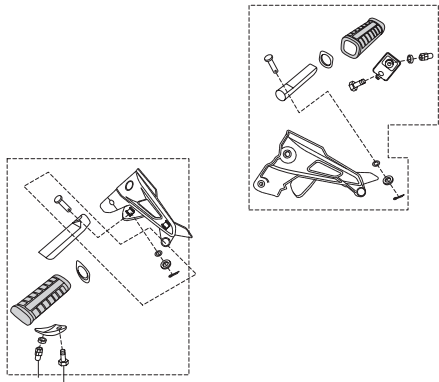


PLATE NO. : 26
Pillion Foot Rest / Holder

PAGE NO.
51 & 52

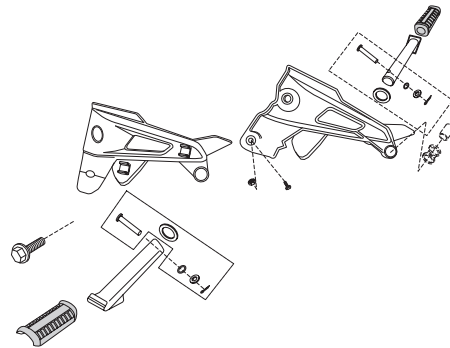


PLATE NO. : 27
Mudguard - Front & Rear

PAGE NO.
53 & 54

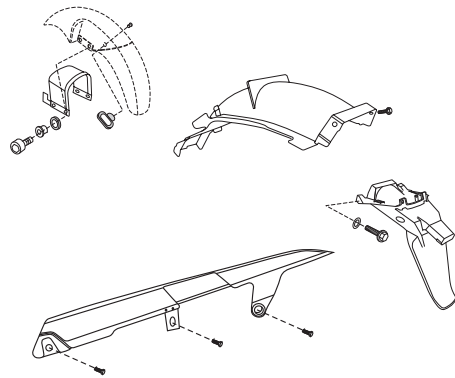
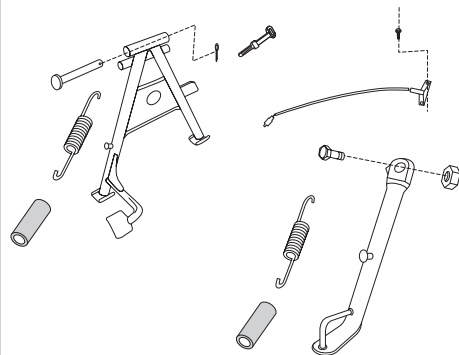


PLATE NO. : 28
Stand Assembly

PAGE NO.
55 & 56



Pictorial Index

PLATE NO. : 29
Tube / Tyre / Rim

PAGE NO.
57 & 58

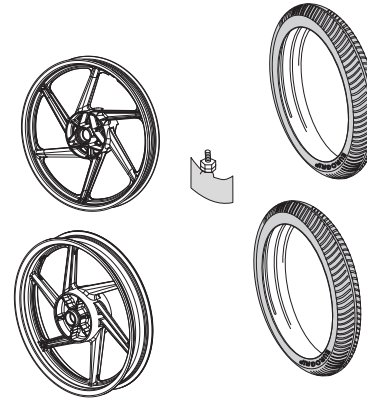


PLATE NO. : 30
Front Hub (For Disc Brake System)

PAGE NO.
59 & 60

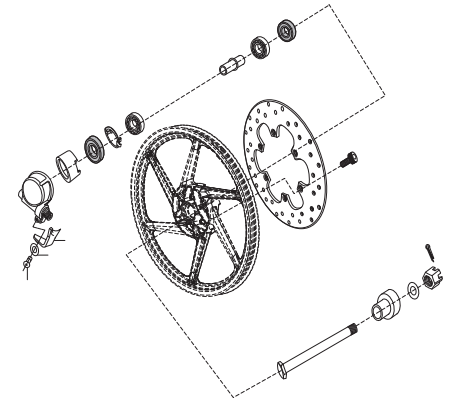


PLATE NO. : 31r

PAGE NO.
61 & 62

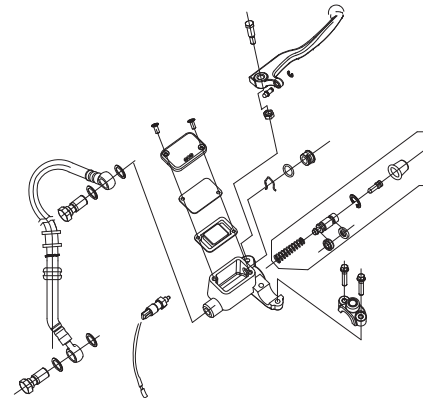
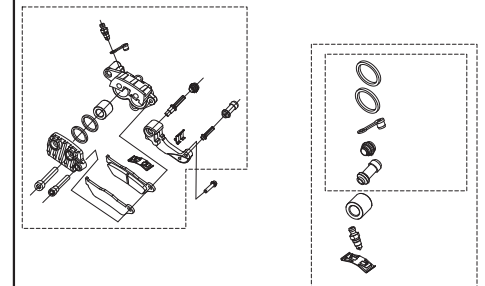


PLATE NO. : 32
Front Disc Brake

PAGE NO.
63 & 64



Pictorial Index

PLATE NO. : 33
Rear Hub

PAGE NO.
65 & 66

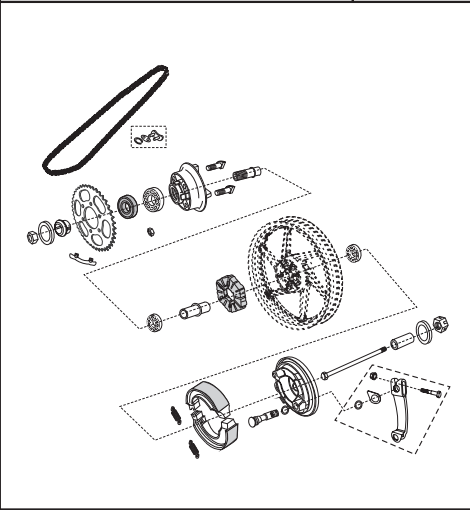


PLATE NO. : 34
Rear Brake Padal

PAGE NO.
67 & 68

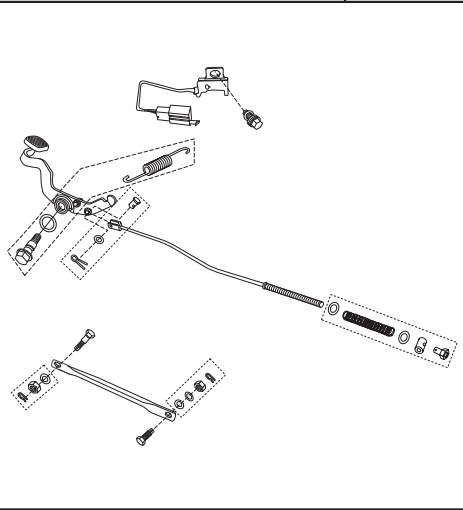


PLATE NO. : 35
Handle Bar

PAGE NO.
69 & 70

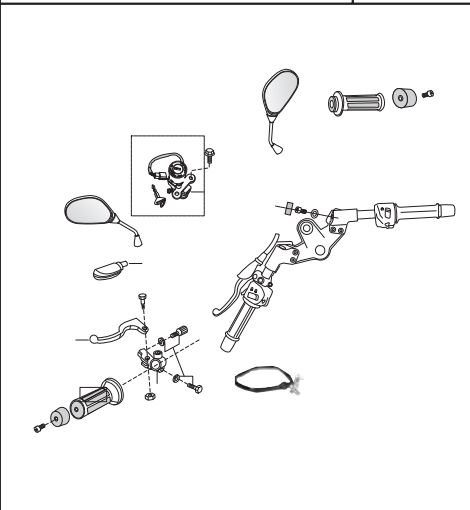
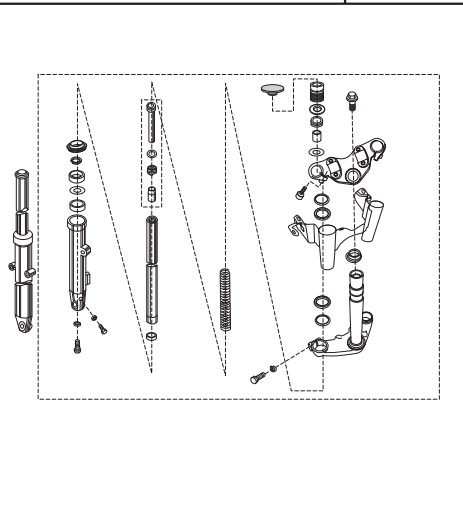


PLATE NO. : 36
Front Fork

PAGE NO.
71 & 72



Pictorial Index

PLATE NO. : 37
Painted Parts & Decals

PAGE NO.
73/74/75/76

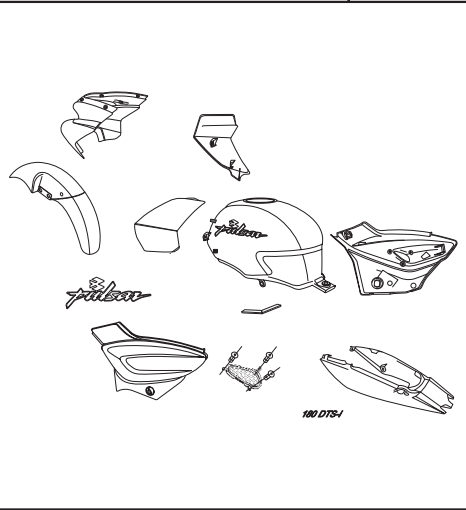


PLATE NO. : 38
Petrol Cock, Cap Tank & Gauge Fuel

PAGE NO.
77 & 78

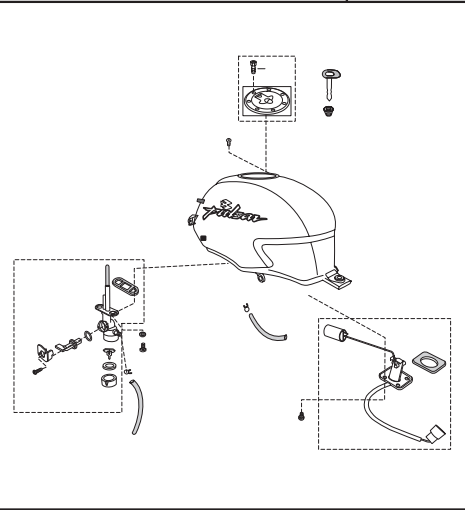


PLATE NO. : 39
Fitting Petrol Tank Spoiler, Side
Cover, Seat Cower, and Grab Handle

PAGE NO.
79 & 80

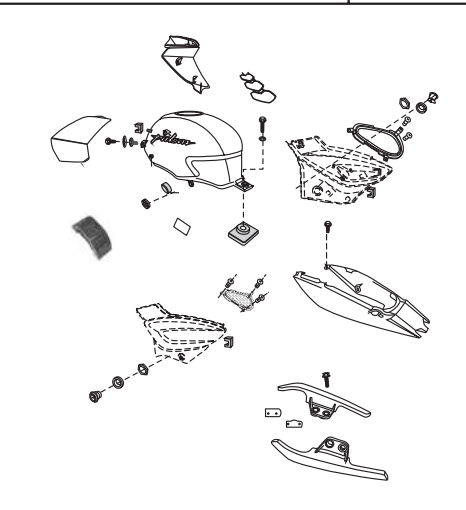
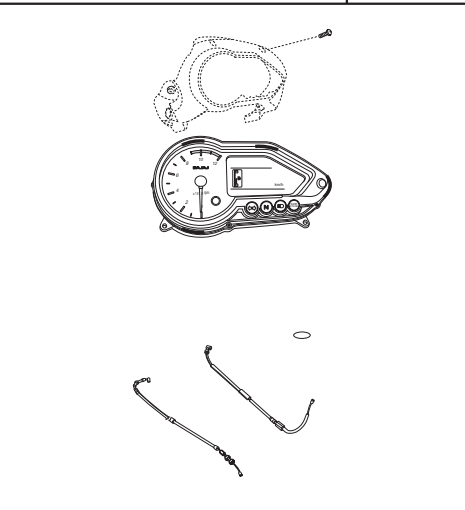


PLATE NO. : 40
Meter Assly & Control Cable

PAGE NO.
81 & 82



Pictorial Index

PLATE NO. : 41
Head Lamp & Fairing

PAGE NO.
83 & 84




PLATE NO. : 42
Indicator Light Assly

PAGE NO.
85 & 86

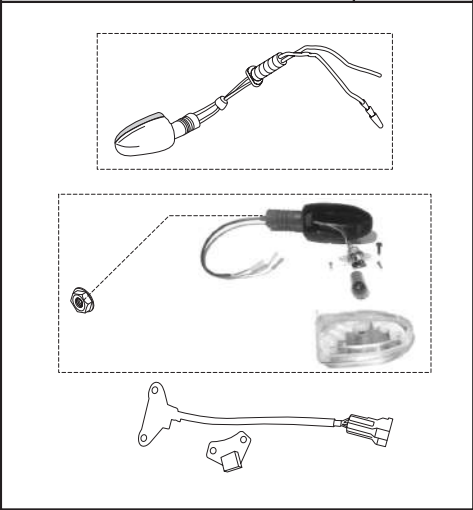


PLATE NO. : 43
Tail Lamp Assly / Front & Rear No.Plates

PAGE NO.
87 & 88

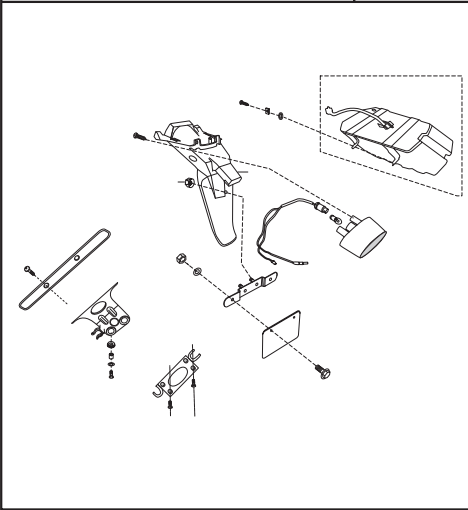
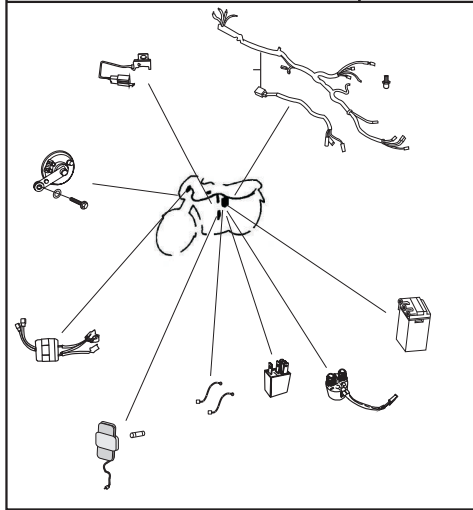
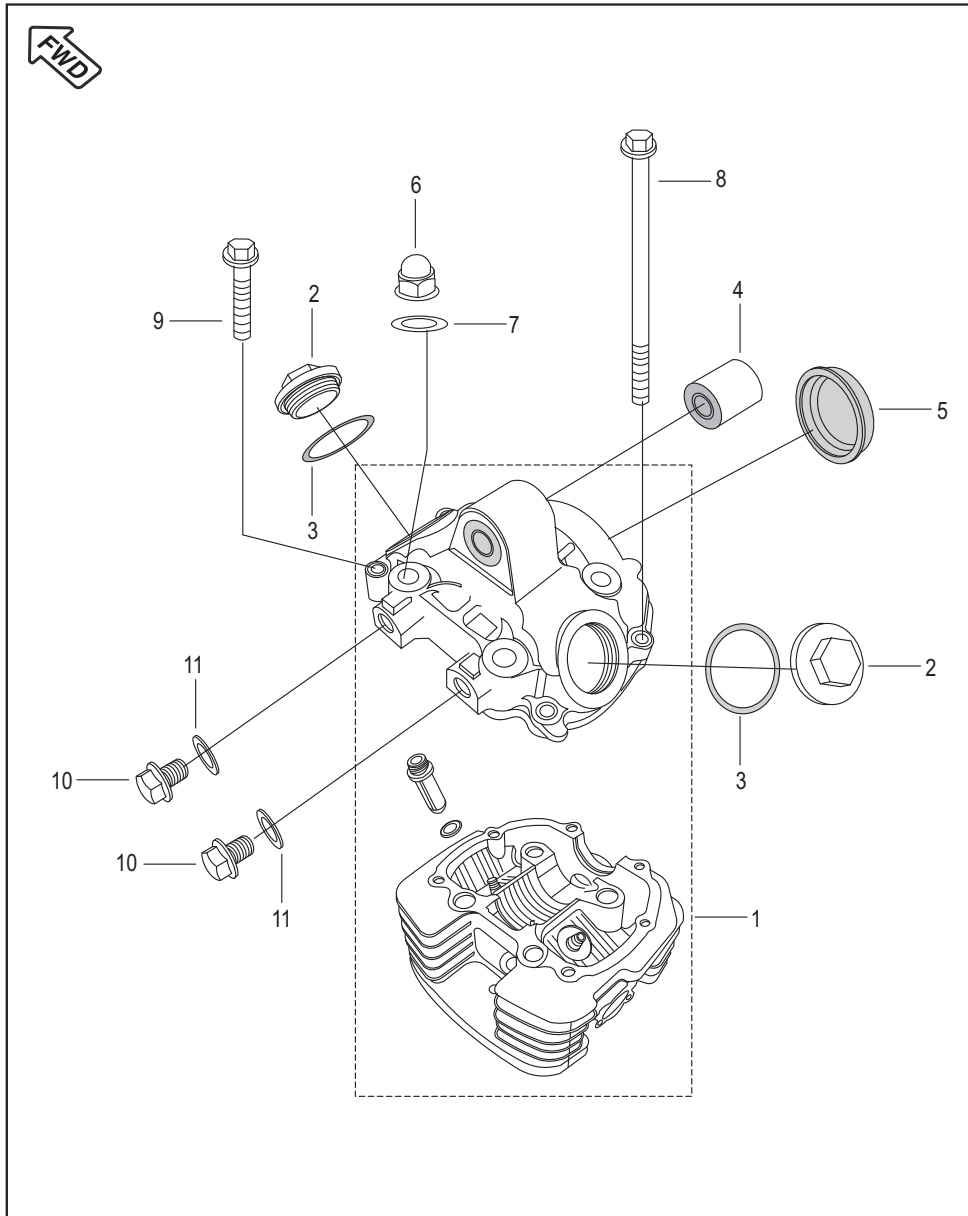


PLATE NO. : 44
Electrical Components

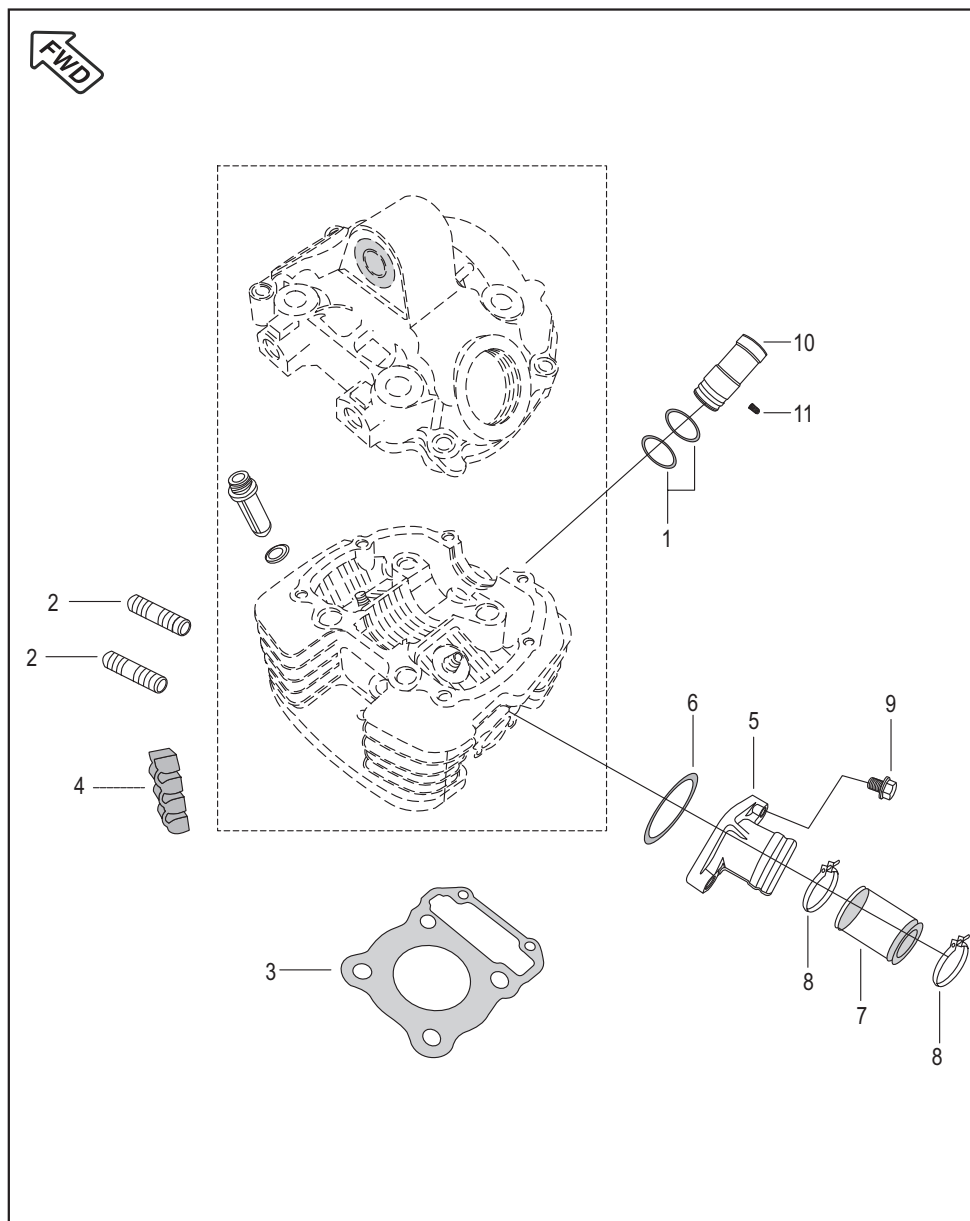
PAGE NO.
89 & 90



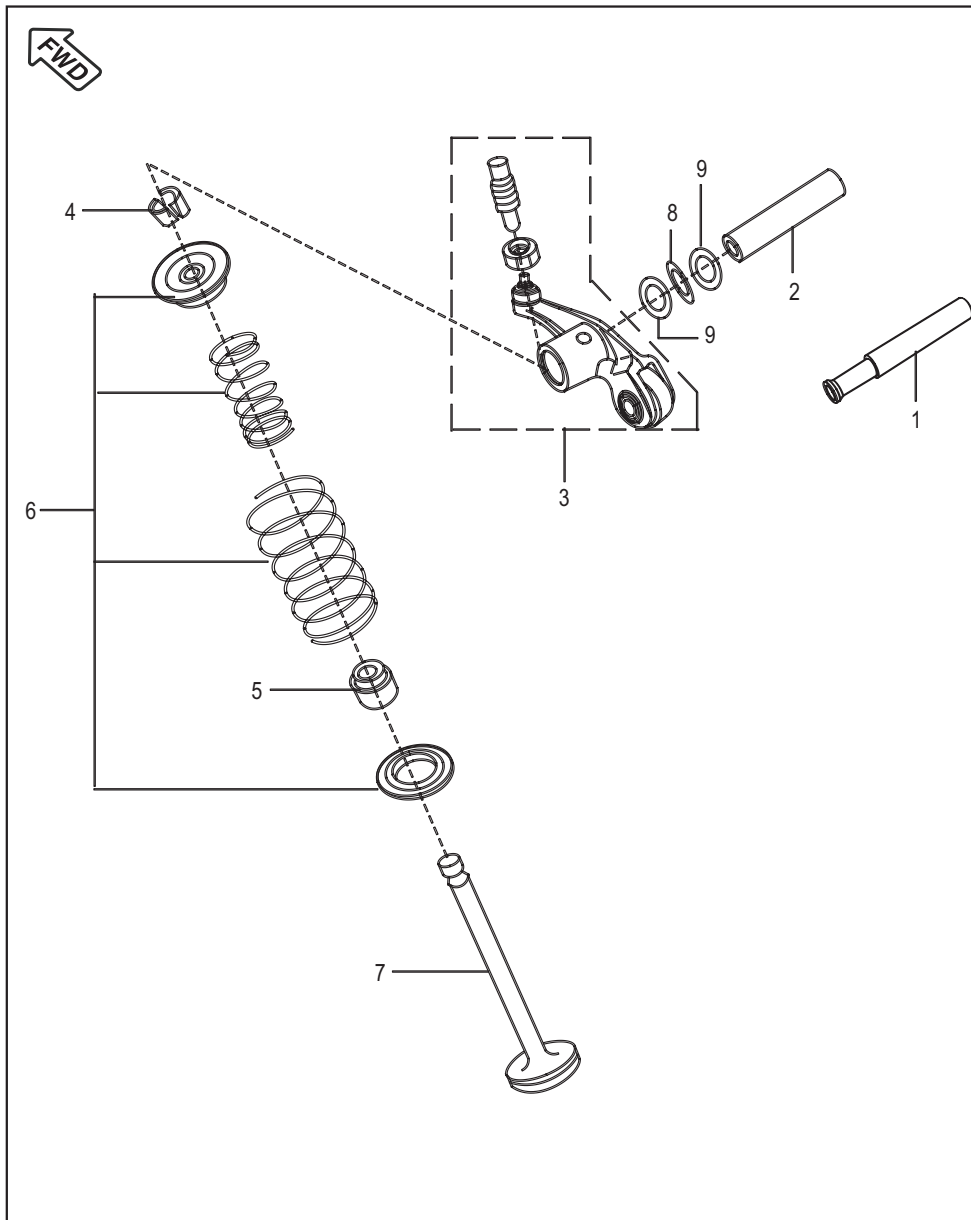
Cover Cylinder Head



No.	Part No.	Description	Qty. /Veh.	Remarks
1	DJ 1013 90	Head Cylinder with Cover	1	Ref. Page No.91
2	DJ 1012 17	Cover Tappet	2	
3	36 DS10 01	'O' Ring Kit for Cover Cyl. Head	1	
4	DS 1011 66	Silent Bush	1	
5	DS 1010 96	Camshaft Cap	1	
6	39 2647 15	Domed Cap Nut	4	
7	DS 1010 84	Copper Washer	4	
8	39 2532 04	Hex. Bolt with Flange	2	
9	39 1075 04	Hex. Bolt / Flange	4	
10	DH 1012 72	Plug	2	
11	DG 1014 98	Gasket copper	2	

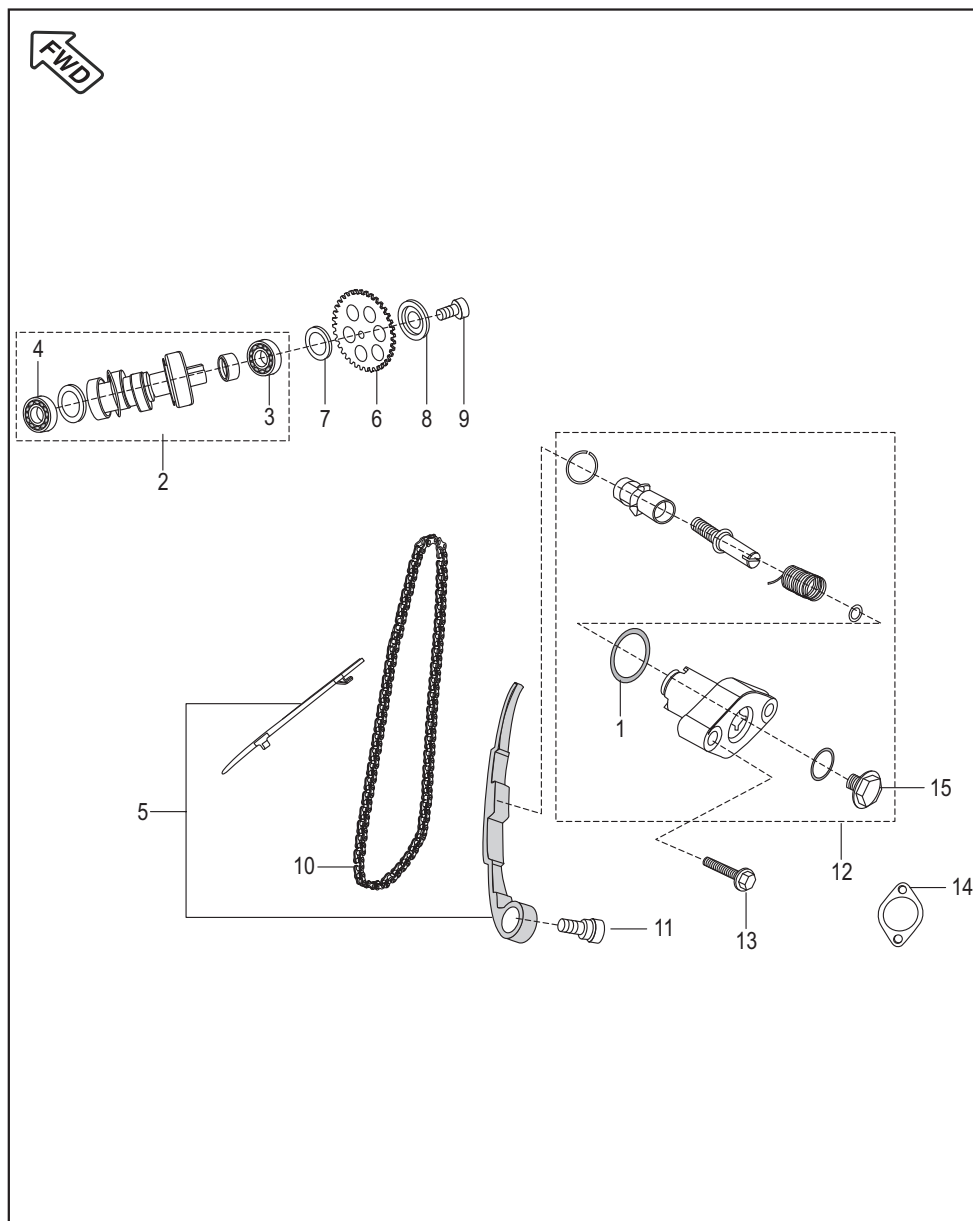


No.	Part No.	Description	Qty. /Veh.	Remarks
1	36 DS10 01	'O' Ring Kit for Cover Cyl. Head	1	Ref. page no.91
2	39 1660 05	Stud (Exhaust)	2	
3	DJ 1010 12	Gasket Cylinder Head	1	
4	DH 1015 08	Damper Cylinder Head	5	
5	DJ 1012 15	Intake Pipe	1	
6	39 2539 21	'O' Ring (Intake Pipe)	1	For Sleeve Spark Plug
7	DJ 1210 22	Carburettor Insulator	1	
8	DH 1210 38	Clamp for Insulator	2	
9	39 1674 04	Hex. Bolt / Flange	2	
10	DH 1110 12	Sleeve - Spark Plug	1	
11	39 2608 01	Grub Screw	1	



Valve

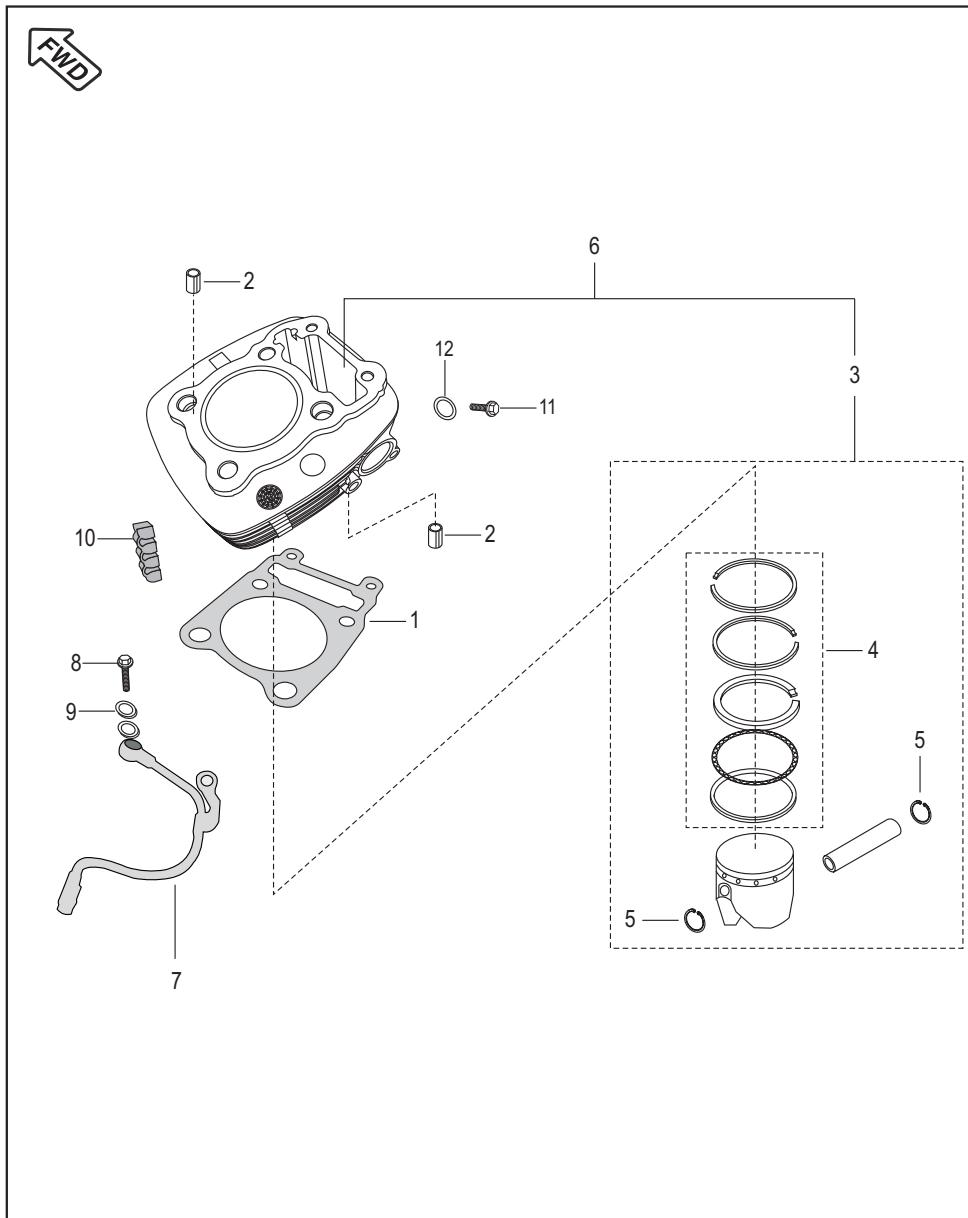
No.	Part No.	Description	Qty. /Veh.	Remarks
1	DS 1013 35	Rocker Arm Shaft - Intake	1	
2	DS 1013 36	Rocker Arm Shaft - Exhaust	1	
3	DS 1013 33	Rocker Arm with roller	2	
4	DG 1010 29	Cotter valve	4	
5	39 2017 19	Seal valve stem	2	
6	DK 1013 26	Valve Repair Kit	1	Ref. page no. 91
7	36 DJ10 04	Valve Kit	1	Ref. page no. 91
8	DS 1013 66	Wave washer	2	
9	59 1100 02	Plain washer	4	



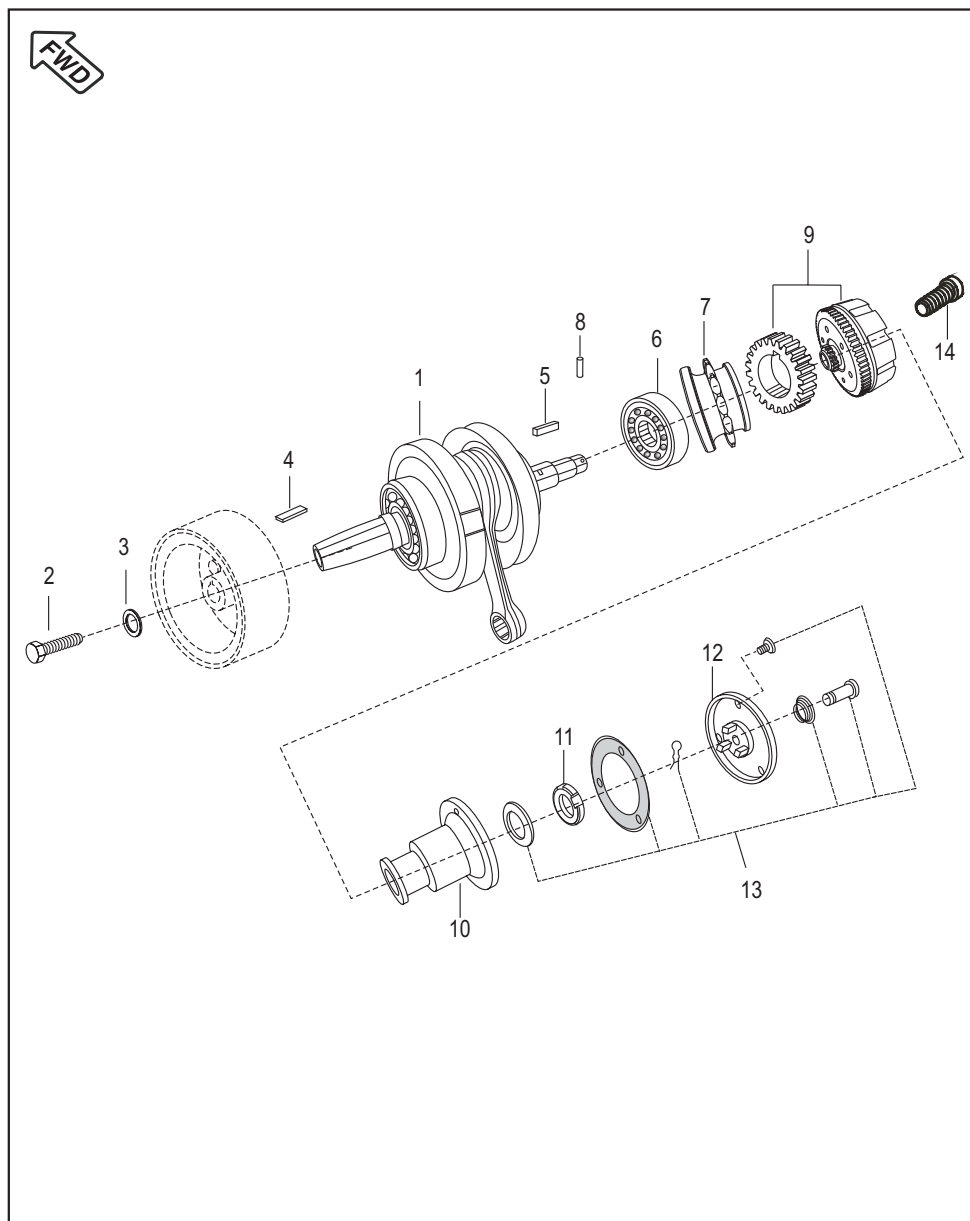
Camshaft / Tensioner

No.	Part No.	Description	Qty. /Veh.	Remarks
1	39 2669 21	Ring 'O'	1	Refer page no.91
2	DJ 1013 72	Camshaft Assembly	1	
3	JC 1010 86	Bearing cam RH side	1	
4	JC 1010 85	Bearing cam LH side	1	
5	36 DK00 39	Guide chain Kit	1	
6	DS 1012 76	Sprocket cam Driven (32 T)	1	
7	DH 1014 12	Collar cam Sprocket	1	
8	DH 1010 48	Special camshaft washer	1	
9	59 0400 31	Hex. Soc. Head cap Bolt	1	
10	JC 1010 35	Cam Chain	1	
11	DH 1013 92	Cam chain Tensioner pivot Bolt	1	
12	JC 1010 34	Tensioner Assly	1	
13	39 1673 04	Hex Bolt / Flange	2	
14	CS 1011 28	Tensioner assly. gasket	1	
15	DD 1010 62	Bolt	1	

Cylinder and Piston

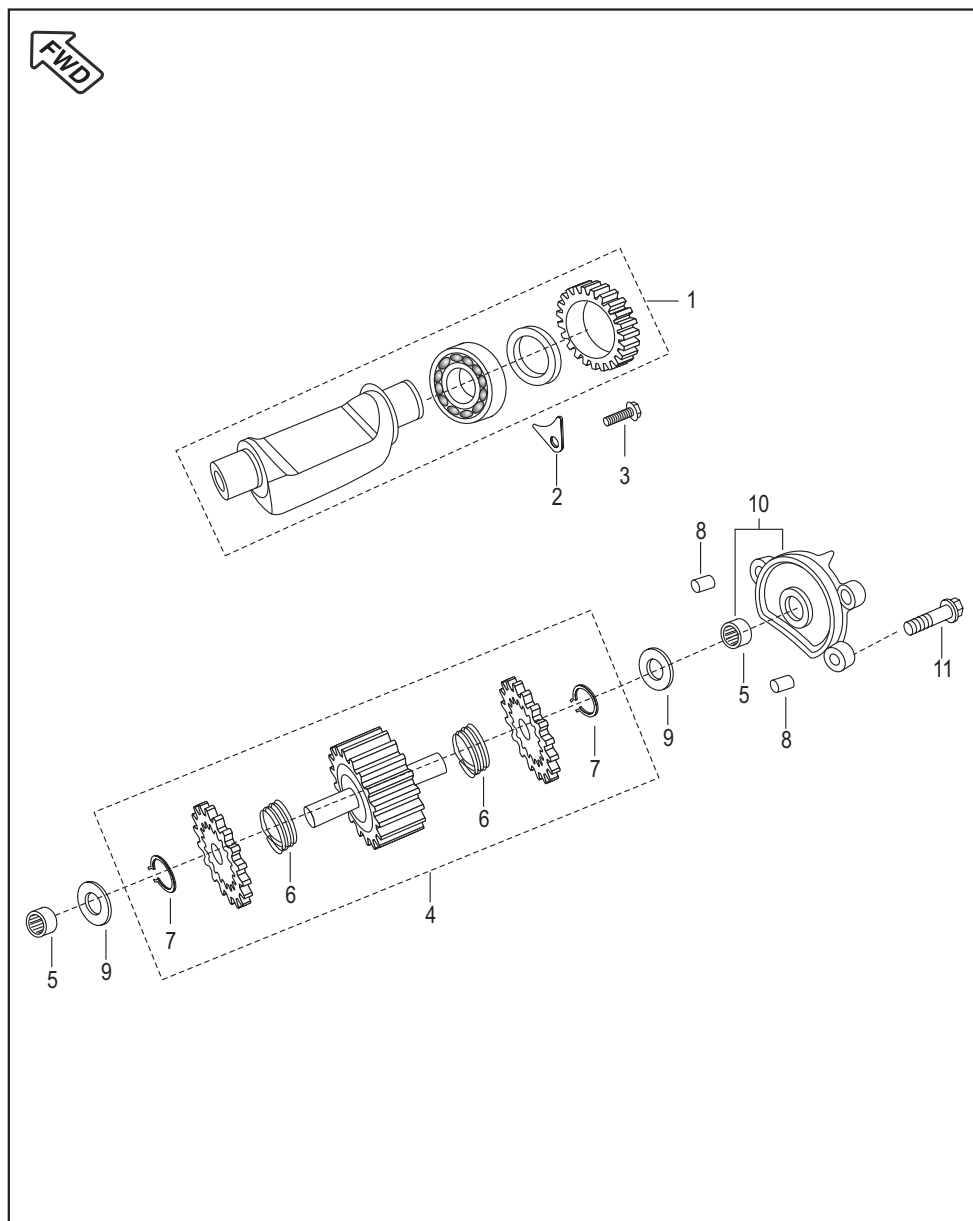


No.	Part No.	Description	Qty. /Veh.	Remarks
1	DJ 1010 04	Gasket Cylinder	1	
2	39 2181 06	Pin dowel	4	
3	DJ 1011 58	Piston Assly. Std.	1	
4	DJ 1011 06	Ring Set Piston	1	
5	39 2132 17	Ring Snap	2	
6	DJ 1013 71	Cylinder Block & Piston Assly	1	
7	DK 1015 92	Oil Pipe Assly	1	
8	DD 1210 07	Bolt Special	2	
9	31 1210 06	Gasket	4	
10	DH 1014 14	Damper	6	
11	39 1689 04	Bolt (dummy for Temp sensor)	1	
12	39 2448 11	Washer (dummy for Temp sensor)	1	



Crankshaft

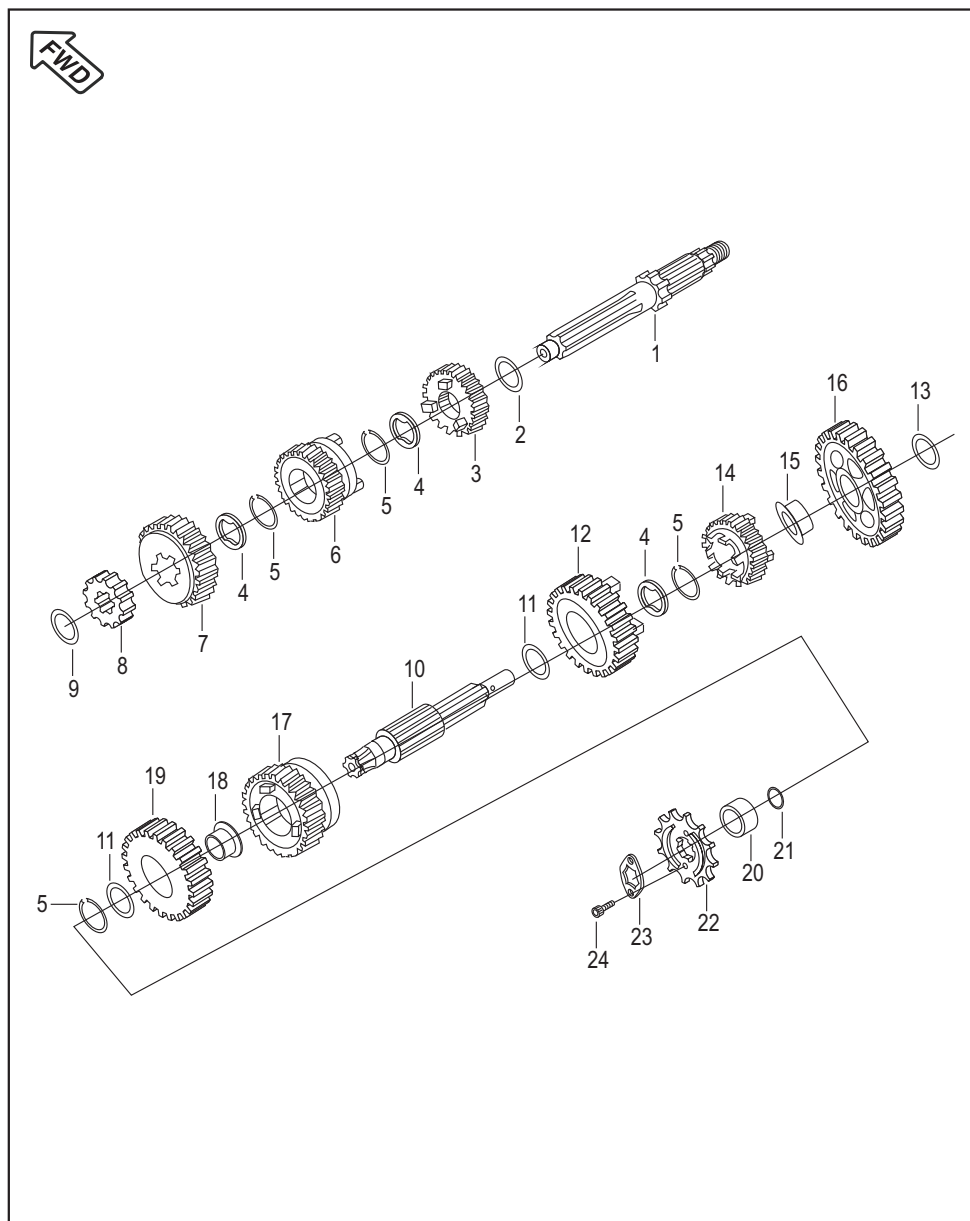
No.	Part No.	Description	Qty. /Veh.	Remarks
1	JC 1010 01	Crankshaft assly. comp.	1	
2	39 2183 04	Bolt	1	
3	39 2165 11	Plain washer	1	
4	31 1011 73	Key woodruff	1	
5	DS 1011 54	Square Key	1	
6	39 1931 20	Bearing Ball	1	
7	DK 1012 48	Sprocket cam drive	1	
8	39 2203 07	Parallel pin	1	
9	36 DK00 38	Set primary driver & driven	1	Ref. page no.91
10	DH 1010 64	Body centrifugal oil filter	1	
11	DH 1011 95	Nut	1	7mm. (Height)
12	DH 1010 65	Cover centrifugal oil filter	1	
13	36 DH40 19	Kit centrifugal oil filter	1	Ref. page no.91
14	DK 1014 80	Oil plunger	1	



Balancer & Balancer Idler Gear

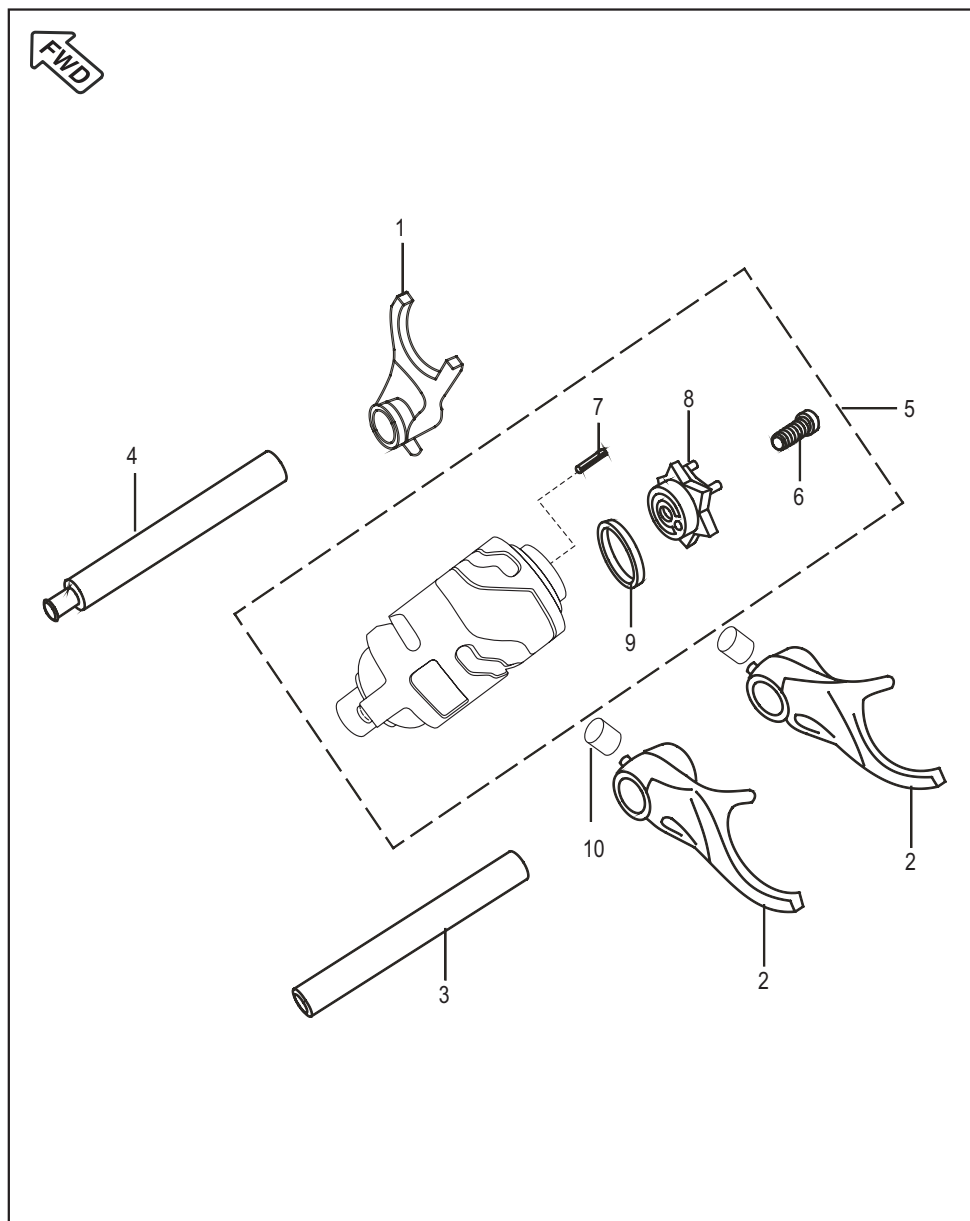
No.	Part No.	Description	Qty. /Veh.	Remarks
1	DJ 9025 03	Body Balancer Assly.	1	
2	DH 1010 72	Bearing stopper	1	
3	39 1672 04	Bolt	1	
4	DJ 1011 34	Assly. Balancer Idler Gear comp.	1	
5	39 2152 20	Needle roller bearing	2	
6	DJ 1011 33	Spring torsion Balancer Idler	2	
7	39 2557 17	Circlip ext.	2	
8	39 1686 06	Dowel Pin	2	
9	39 1620 11	Thrust washer	2	
10	52 DH01 77	Balancer Idler Holder	1	
11	39 1674 04	Bolt	3	

Transmission

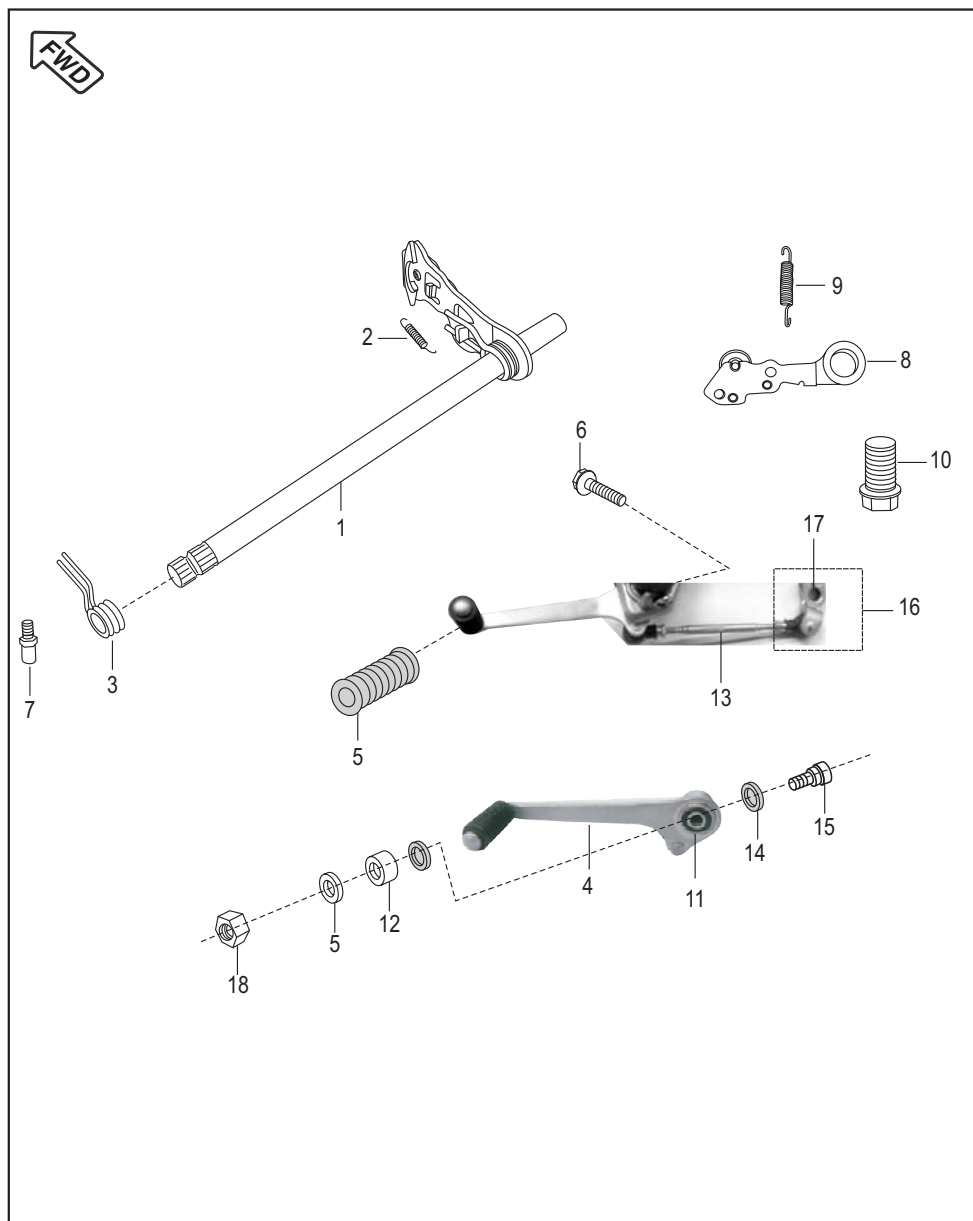


No.	Part No.	Description	Qty. /Veh.	Remarks
1	DK 1014 71	Shaft Input Transmission	1	
2	39 2158 11	Washer Plain	1	
3	DK 1011 03	Gear 4th Drive	1	
4	DH 1010 79	Washer Spline	3	
5	DH 1012 35	External Circlip	4	
6	DK 1011 02	Gear 3rd Drive	1	
7	DK 1011 04	Gear 5th drive	1	
8	DH 1010 84	Gear 2nd drive	1	
9	39 2160 11	Thrust washer	1	
10	DK 1011 44	Shaft output Transmission	1	
11	DH 1013 36	Washer Thrust	2	
12	DK 1011 05	Gear 3rd Driven	1	
13	39 2159 11	Thrust Washer	1	
14	DK 1011 06	Gear 4th Driven	1	
15	DH 1011 11	Bush 1st driven	1	
16	DK 1011 18	Gear 1st driven	1	
17	DK 1011 07	Gear 5th Driven	1	
18	DH 1013 19	Bush 2nd driven	1	
19	DH 1013 33	Gear 2nd Driven	1	
20	DK 1012 45	Collar Sprocket	1	
21	DK 1013 52	'O' Ring Sprocket Collar	1	
22	DV 1010 48	Sprocket Drive	1	
23	DJ 1010 63	Plate Drive Sprocket	1	
24	DH 1013 83	Bolt Drive Sprocket	2	

Change Drum / Shift Fork

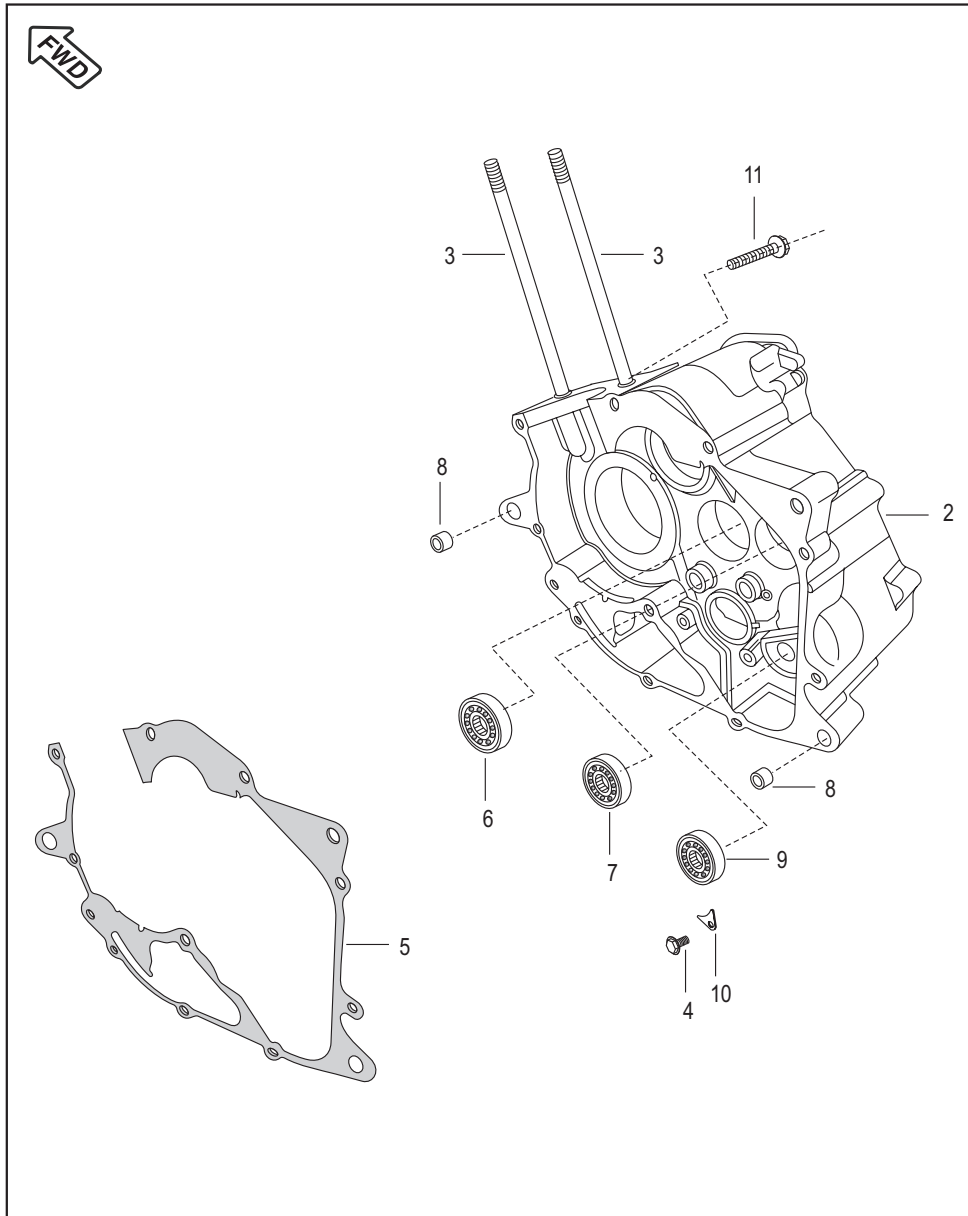


No.	Part No.	Description	Qty. /Veh.	Remarks
1	DK 1011 59	Fork Gear Shift Input	1	
2	DK 1011 60	Fork Gear Shift output	2	
3	DH 1011 46	Shaft Gear Shift Fork	1	
4	DH 1014 93	Shaft Gear Shift Fork	1	
5	DK 1013 82	Drum comp. Gear Shift	1	
6	39 2639 04	Bolt Socket	1	
7	39 2606 07	Parellel pin	1	
8	DK 1013 61	Guide Gear Shifter	1	
9	DH 1014 96	Spacer	1	
10	DK 1011 35	Bush fork gear shift	3	



Gear Change Mechanism

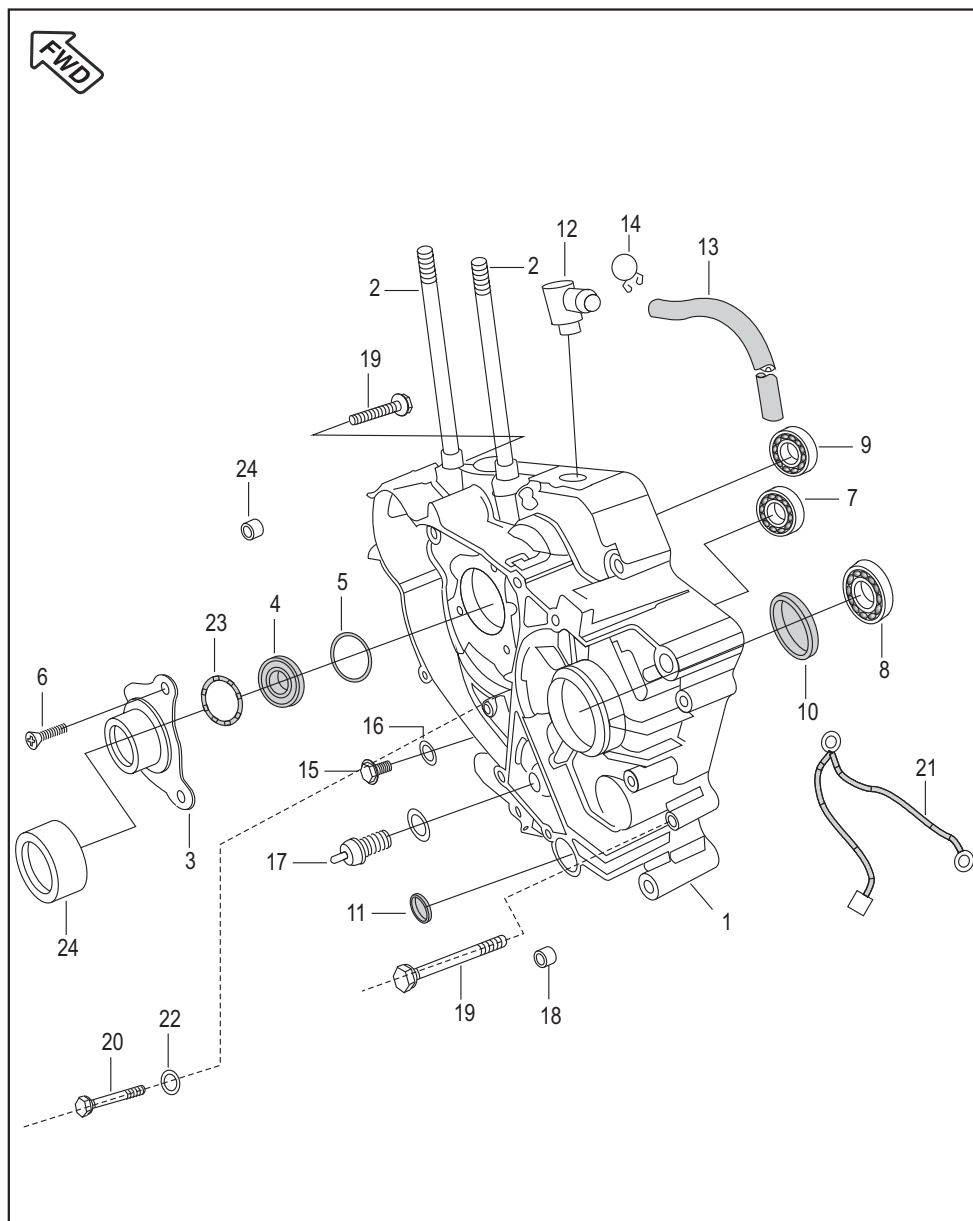
No.	Part No.	Description	Qty./Veh.	Remarks
1	DH 1017 05	Lever comp. Gear Shifter	1	
2	DH 1017 14	Spring Slider Arm Reset	1	
3	DH 1011 44	Spring Gear Shifter Return	1	
4	DK 1011 82	Lever gear shift	1	
5	DH 1015 09	Damper	1	
6	39 2453 04	Flanged Bolt	1	
7	DH 1013 93	Bolt Gear Shift drum Stopper	1	
8	DH 1015 03	Stopper Gear Shifter Drum	1	
9	DK 1012 53	Spring Gear Shifter Drum Stopper	1	
10	DH 1013 94	Bolt Shift Change	1	
11	39 1998 19	Oil seal	2	
12	DK 1011 87	Collar	1	
13	DK 1011 80	Assembly tie rod	1	
14	DK 1011 85	Washer pivot	1	
15	DK 1011 86	Pivot bolt	1	
16	DK 1011 77	Assembly lever change arm	1	
17	DK 1011 84	Boss lever change	1	
18	39 2383 15	Flange Nut	1	



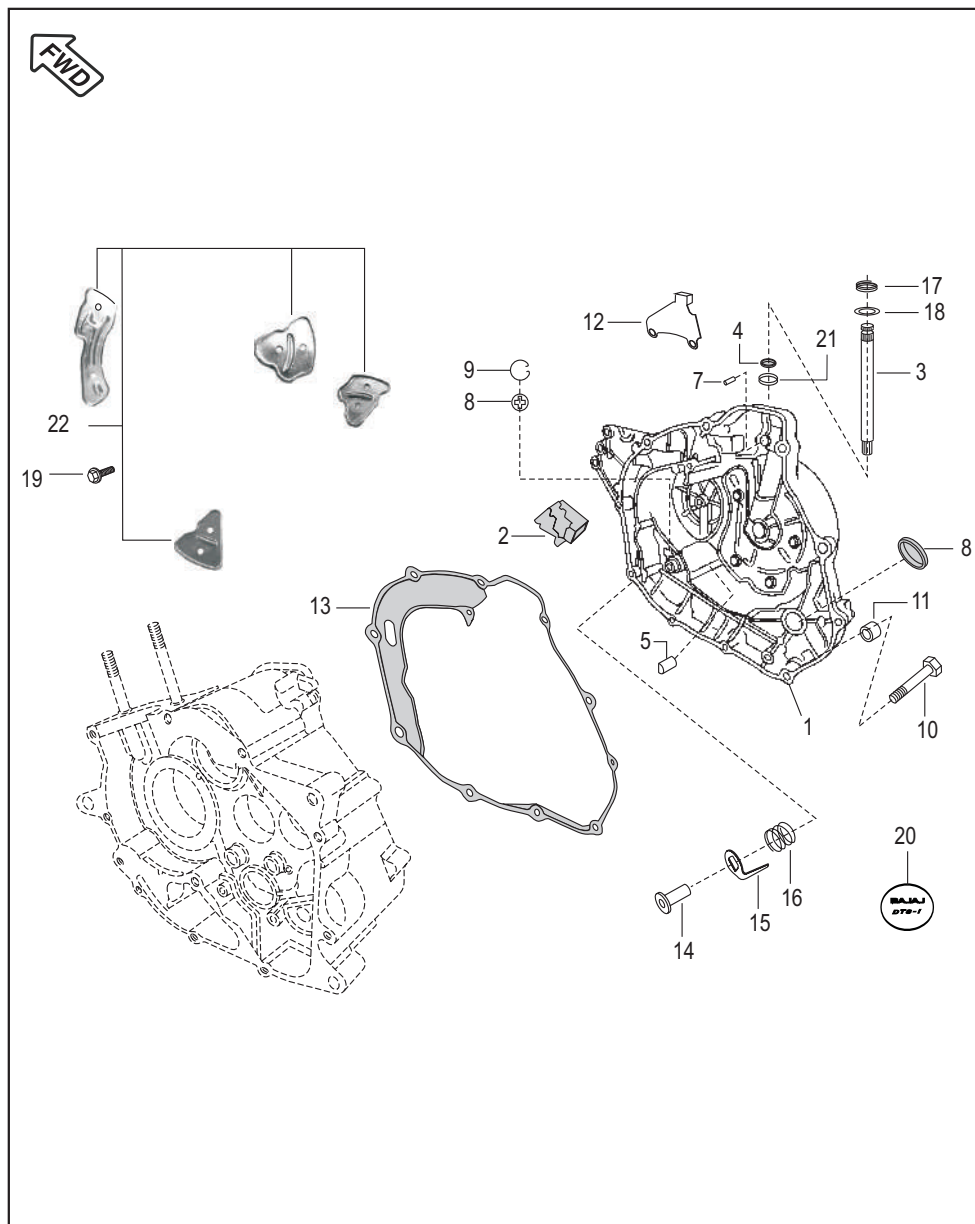
Engine Assly. & Crankcase RH

No.	Part No.	Description	Qty. /Veh.	Remarks
1	DJ 1013 89	Engine Assly. with starter motor	1	N.I. (For Drum Comp. Gear Shift)
2	JC 1010 29	Crankcase RH	1	
3	59 0500 08	Stud	2	
4	DH 1013 83	Bolt Flanged	1	
5	DH 1010 06	Gasket Crankcase	1	
6	39 2583 20	Bearing Ball (For Input shaft)	1	
7	59 2000 27	Needle Roller Bearing (For Output shaft)	1	
8	39 2180 06	Dowel Pin	2	
9	39 2601 20	Ball Bearing	1	
10	DH 1014 87	Plate Stopper	1	
11	39 1845 04	Flange Bolt	1	

Crankcase LH

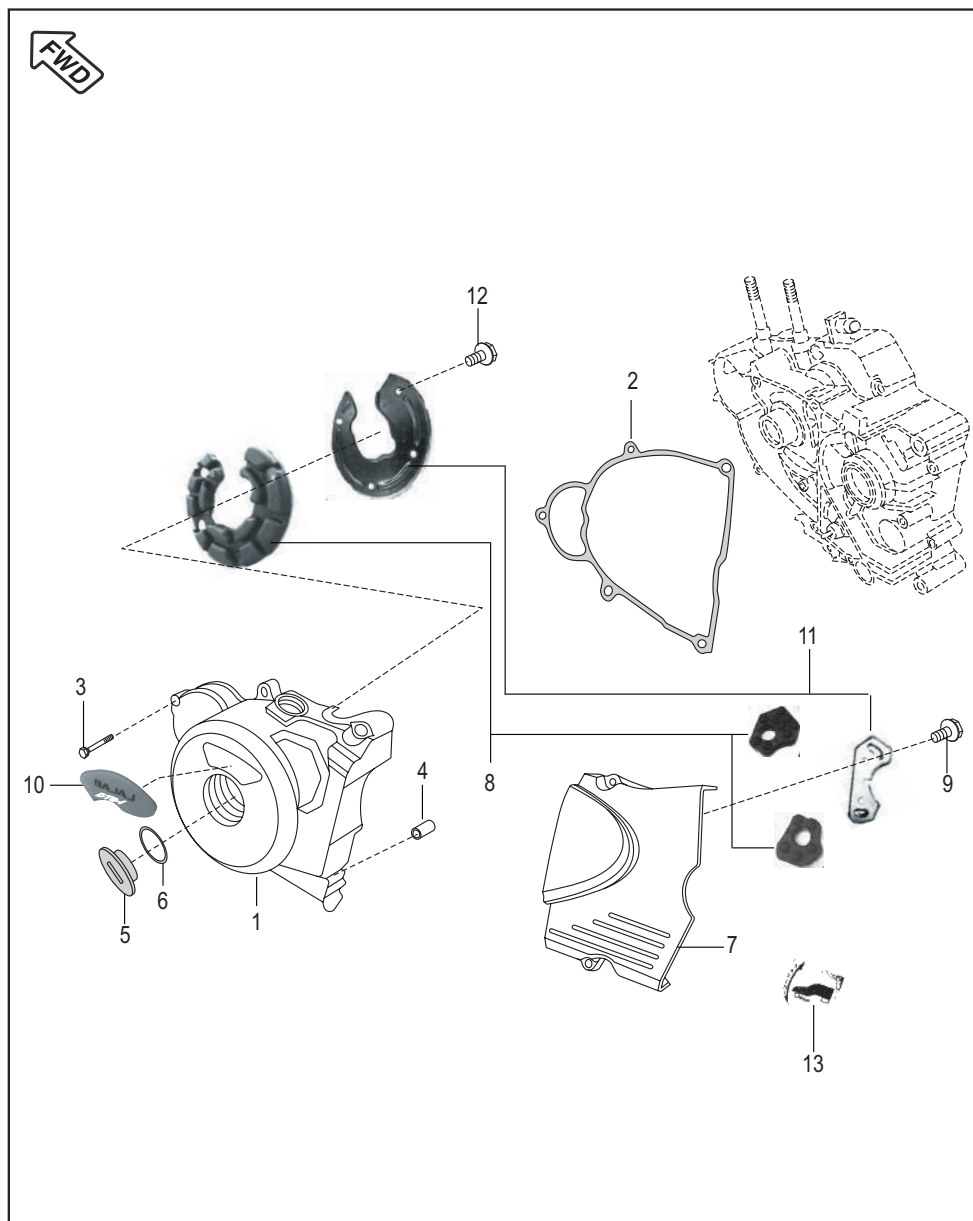


No.	Part No.	Description	Qty. /Veh.	Remarks
1	JC 1010 45	Crankcase LH	1	
2	59 0500 08	Stud	2	
3	DK 1010 94	Guide starter Assly	1	
4	39 2188 19	Oil Seal	1	
5	59 2100 06	'O' Ring	1	
6	39 0752 01	C' Sunk Head Screw	3	
7	39 2603 20	Bearing Ball (For Input shaft)	1	
8	59 2000 06	Bearing Ball (For Output shaft)	1	
9	39 2185 20	Balancer LH Bearing	1	
10	30 1010 14	Oil Seal (For Output shaft)	1	
11	39 2190 19	Oil Seal (For Shift lever)	1	
12	DH 1012 03	Breather pipe	1	
13	DH 1012 46	Rubber tube	1	
14	28 1011 74	Spring Clip	1	
15	DH 1016 61	Plug (Drain Bolt)	1	
16	31 1011 06	Gasket (For Drain Bolt)	1	
17	DK 1013 80	Switch comp.(Neutral)	1	
18	39 2181 06	Hollow dowel pin	2	
19	39 1677 04	Bolt	8	
20	39 2305 04	Bolt	1	
21	DJ 2010 21	Cable assly. (Battery to Earth)	1	
22	39 2448 11	Plain Washer	1	
23	DK 1010 97	Damper	1	
24	39 2180 06	Hollow dowel pin	2	



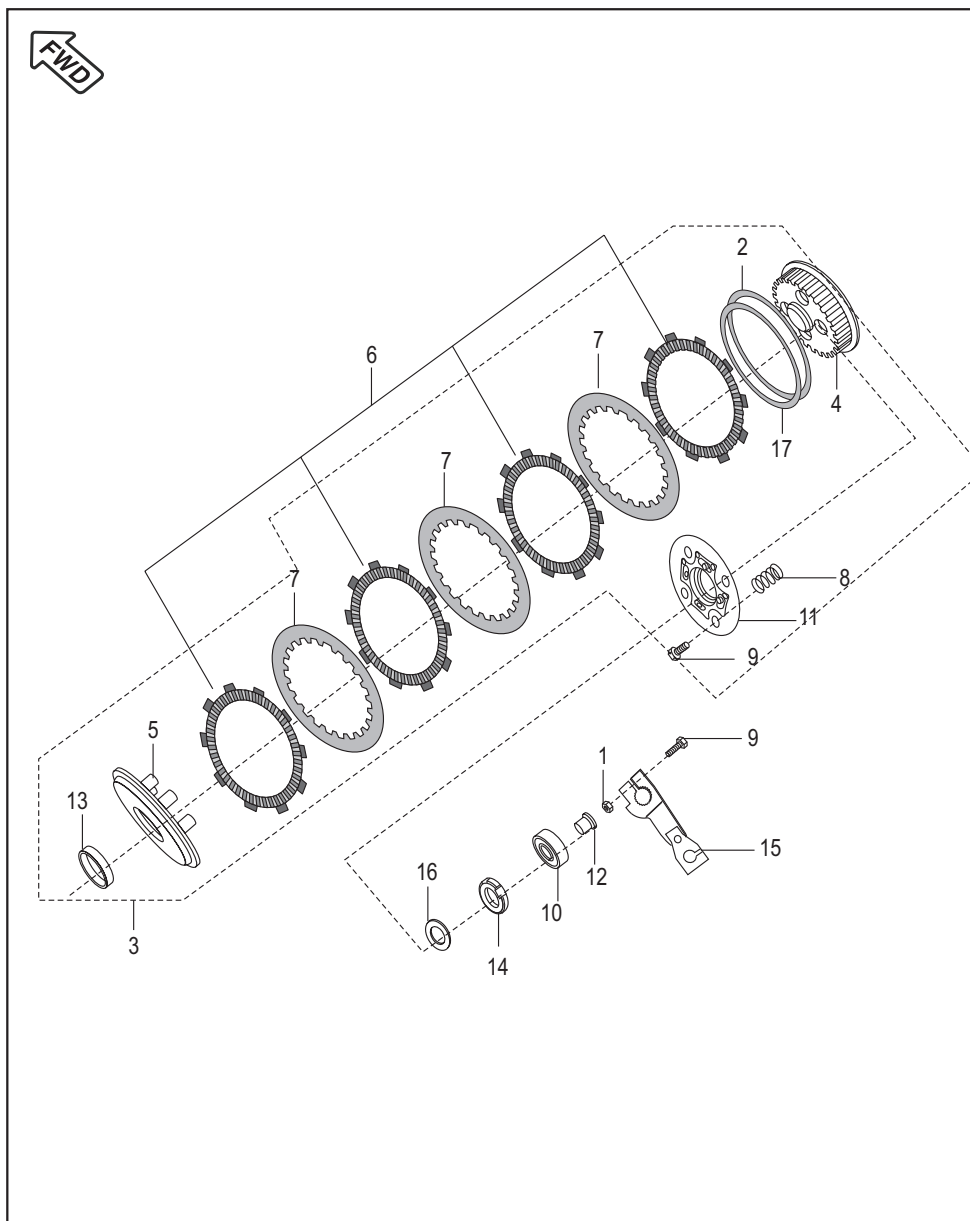
Cover RH


No.	Part No.	Description	Qty./Veh.	Remarks
1	DJ 1013 52	Cover comp RH	1	
2	DH 1011 97	Grommet Breather	1	
3	DH 1011 42	Shaft clutch release	1	
4	39 1041 19	Seal clutch lever	1	
5	DH 1011 41	Rack	1	
6	DH 1011 52	Dip stick with 'O' ring	1	N.I.
7	DK 1012 51	Parallel pin	1	
8	DG 1014 18	Gauge	1	
9	DS 1012 15	Wire circlip	1	
10	DS 1013 53	Bolt	10	
11	39 0999 06	Pin Dowel	2	
12	DH 1010 18	Bracket Clutch Cable	1	
13	DH 1011 54	Gasket cover RH	1	
14	DK 1014 80	Plunger Oil	1	
15	DH 1210 11	Plate Plunger Oil	1	
16	DH 1210 12	Spring Joint 'A'	1	
17	DH 1015 44	Spring torsion clutch lever	1	
18	39 2443 11	Washer	1	
19	DH 1013 88	Flanged Bolt	5	
20	JC 1010 40	'Bajaj' Decal	1	Fitted on Cover comp.RH
21	39 1990 20	Bushing	1	
22	36 DH10 05	Set of Plate	1	Ref. page no. 91
23	DH 1014 82	Plate	1	N.I.
24	DH 1015 10	Damper	1	N.I.



Cover Magneto

No.	Part No.	Description	Qty. /Veh.	Remarks
1	DJ 1012 71	Cover Magneto	1	
2	DV 1010 42	Gasket Magneto cover	1	
3	DS 1013 53	Bolt	5	
4	39 0999 06	Pin Dowel	2	
5	DH 1011 57	Cap Crank Center	1	
6	39 1283 21	'O' Ring	1	Alt to 39 2452 21
7	JC 1010 33	Cover LH RR	1	
8	36 DH10 06	Set Damper	1	Ref. page no.91
9	DH 1013 88	Flanged Bolt	6	
10	DH 1013 23	'Bajaj' Decal	1	Fitted on Cover magneto
11	36 DH10 07	Set of Plate	1	Ref. page no.91
12	DS 1013 53	Bolt	2	
13	DJ 1612 28	Sticker	1	

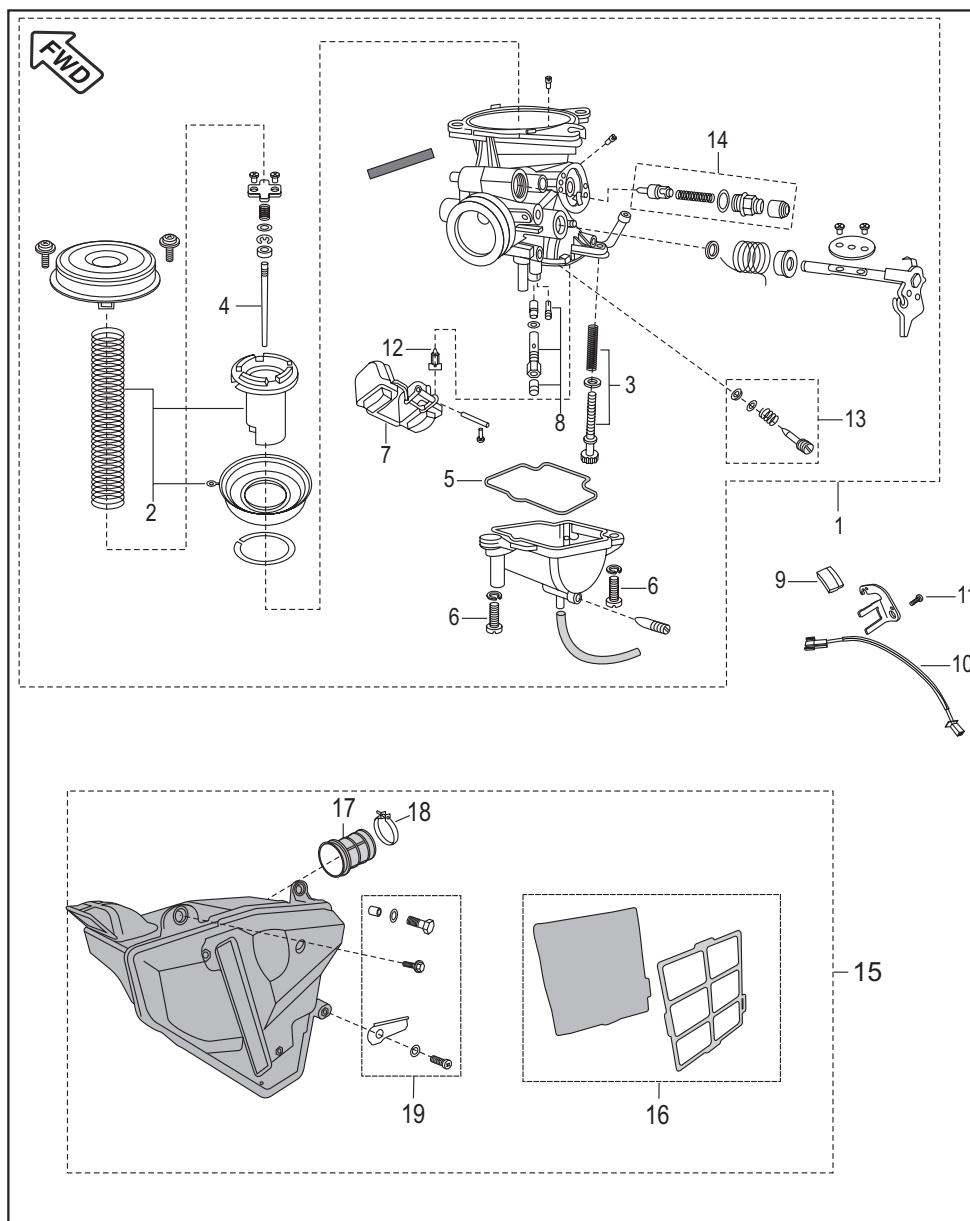


 Front Wheel Direction

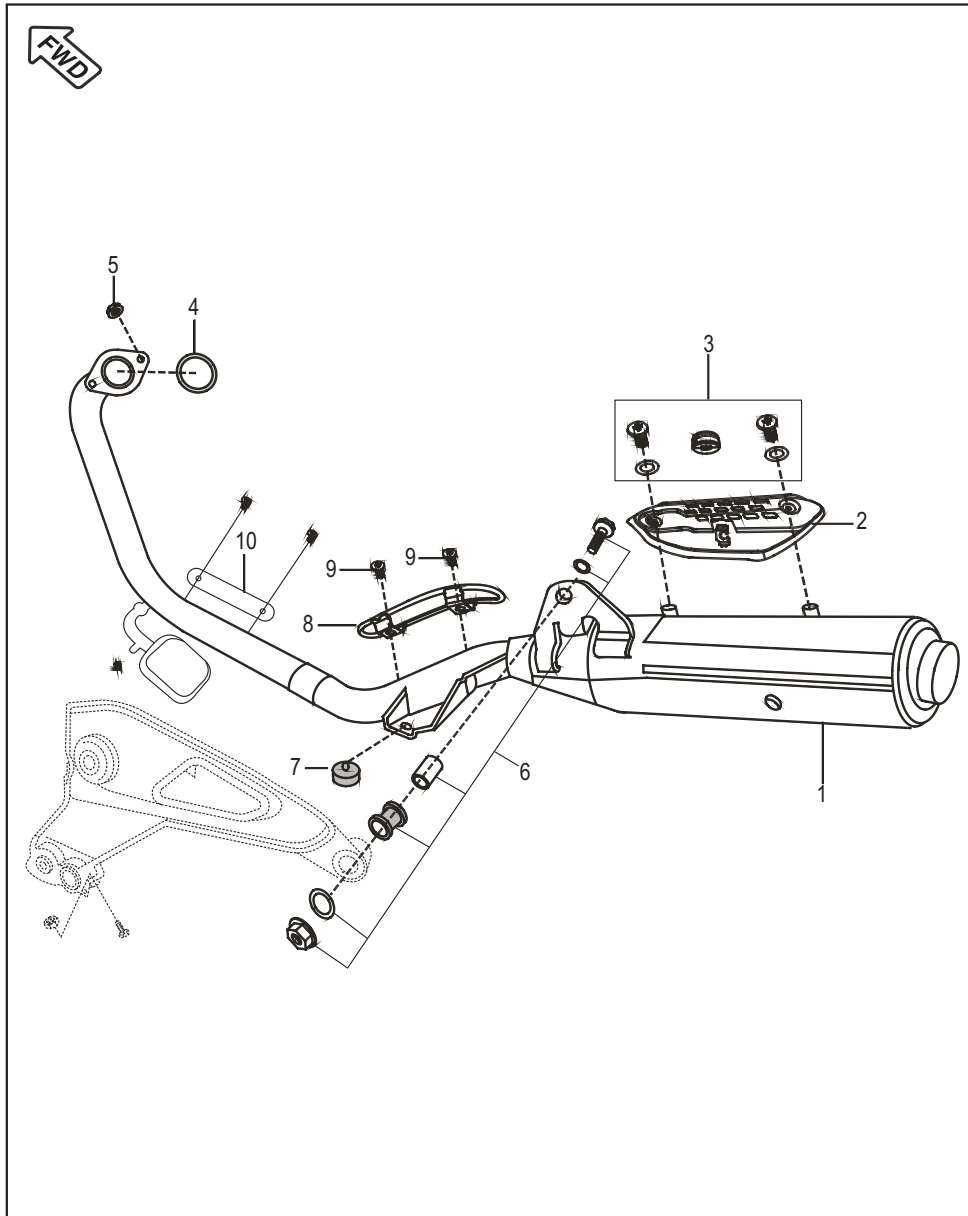
Clutch

No.	Part No.	Description	Qty. /Veh.	Remarks
1	DH 1012 75	Special Nut	1	LH Thread
2	DK 1015 71	Spring judder	1	
3	DJ 1013 50	Clutch Assly. Complete	1	
4	DK 1015 64	Clutch Center	1	
5	DK 1015 69	Plate Clutch Pressure	1	
6	DJ 1013 69	Friction Plate Kit	1	
7	DK 1015 65	Plate Clutch	5	
8	DH 1018 61	Spring Clutch Capacity	4	
9	DK 1015 74	Bolt	5	
10	39 2617 20	Bearing Clutch lifter thrust	1	
11	DK 1015 73	Holder Clutch	1	
12	DK 1010 72	Rod Clutch lifter	1	
13	DK 1011 26	Spacer clutch	1	
14	DH 1015 20	Nut Primary drive lock	1	
15	DH 1011 80	Lever Assly. Clutch	1	
16	39 2200 11	Washer Primary Drive Gear	1	
17	DK 1015 70	Seat judder spring	1	

Carburettor & Air Cleaner Comp.

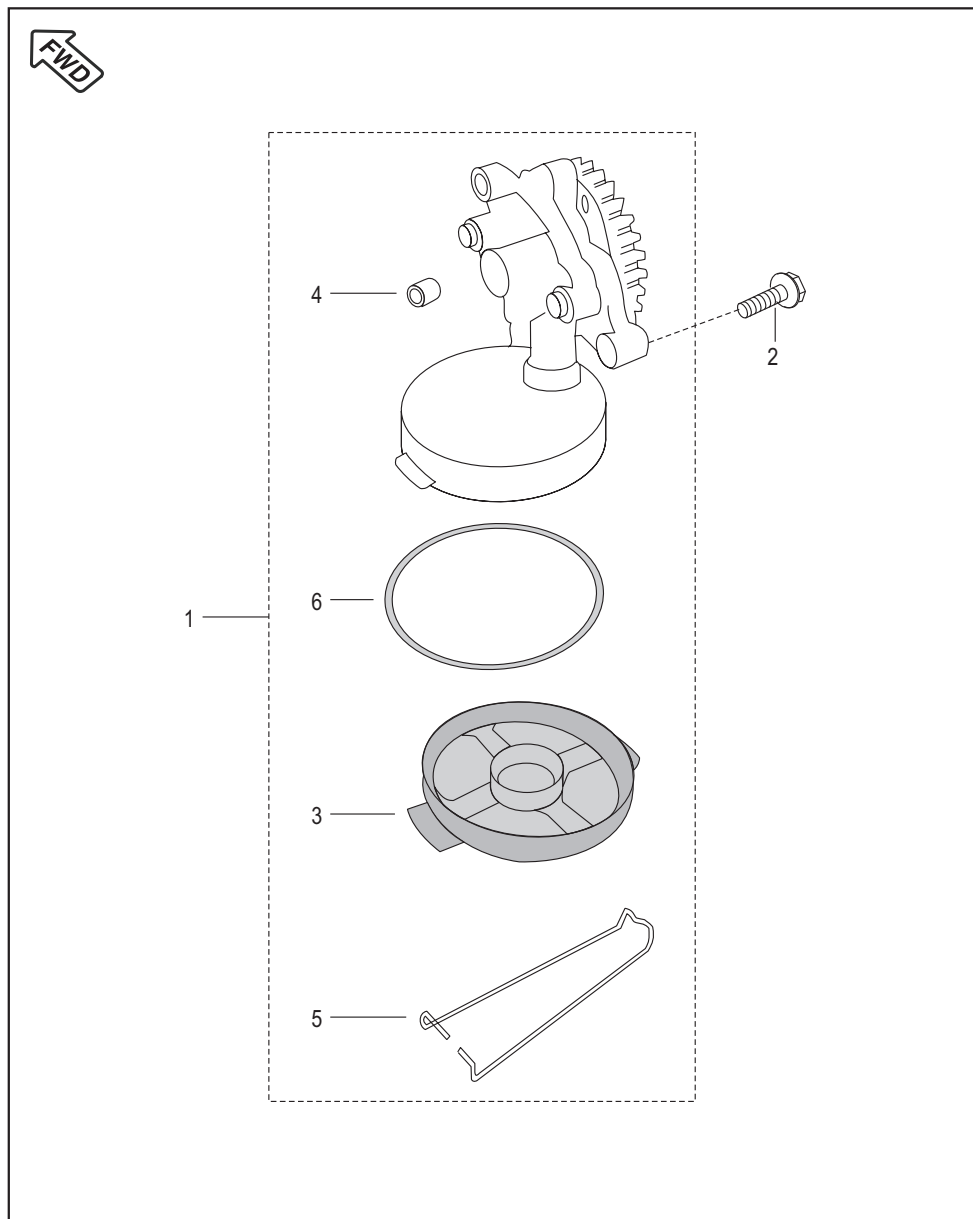


No.	Part No.	Description	Qty. /Veh.	Remarks
1	DJ 1210 41	Carburettor Assly.	1	
2	DJ 1210 51	Vaccum Piston Kit	1	
3	DH 1211 49	Idling Screw Kit	1	
4	DJ 1210 44	Jet needle(JN)	1	
5	DJ 1210 53	"O" ring	1	
6	DJ 1210 54	Screw	2	
7	DJ 1210 55	Float assly.	1	
8	DJ 1210 56	Jet Holder Kit	1	
9	DH 1211 01	Magnet Assly.	1	
10	DJ 1210 70	Reed Switch Assly.	1	
11	39 1780 01	Pan Head Screw	2	
12	DJ 1210 57	Needle Assly.	1	
13	DH 1211 50	Set Adjuster(PS)	1	
14	DJ 1210 59	Set Plunger assly.	1	
15	DJ 1210 71	Air Cleaner comp	1	
16	36 DH40 10	Kit hardware air cleaner	1	Ref. page no.91
17	DJ 1210 68	Connecting Tube	1	
18	AA 1210 45	Clamp	1	
19	36 DK00 15	Kit element air filter	1	(Fine & Coarse) Ref. Page No.92



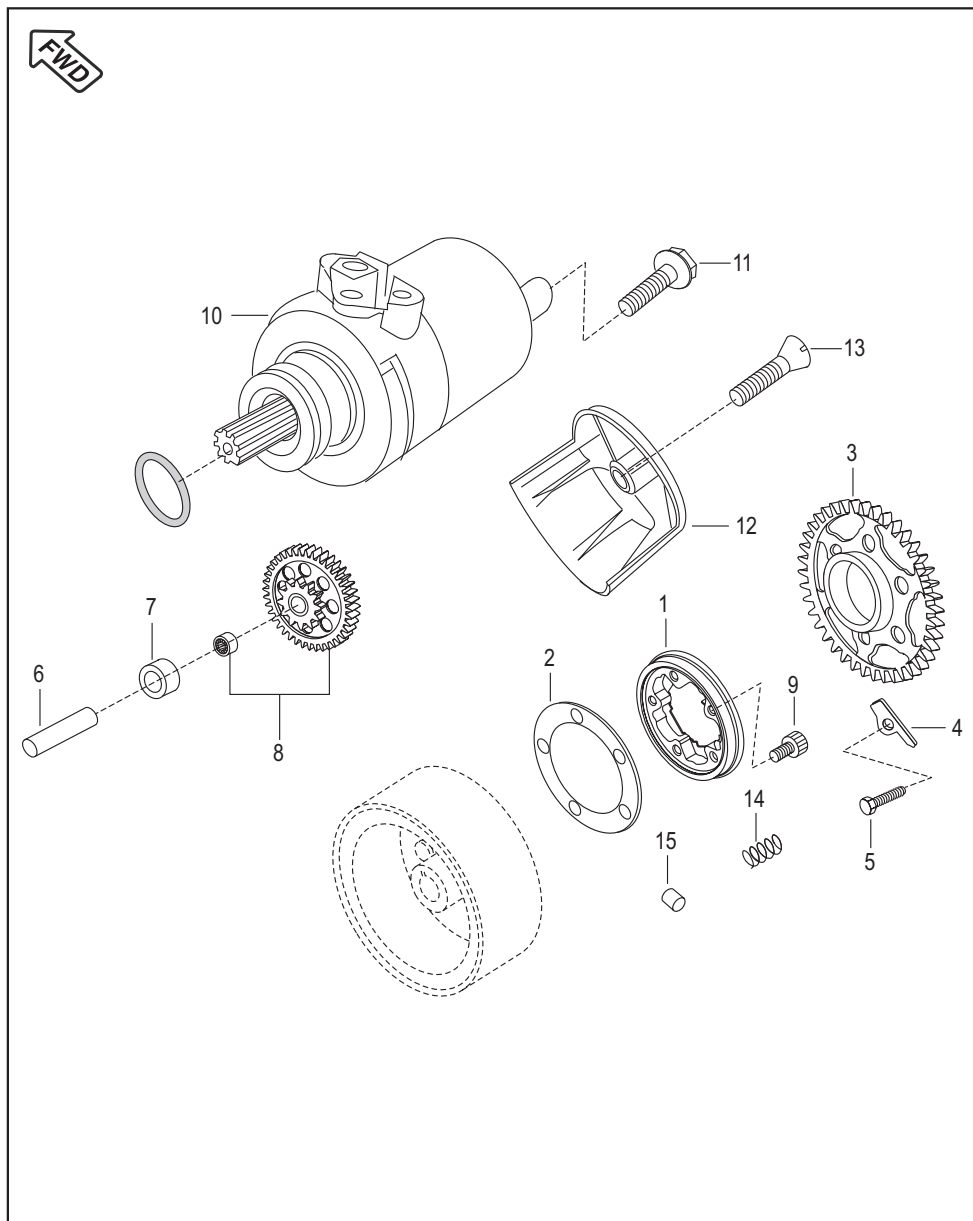
Silencer Assly.


No.	Part No.	Description	Qty. /Veh.	Remarks
1	DJ 1013 91	Silencer W/O Shield	1	Ref. page no.92
2	DH 1014 68	Shield Muffler	1	
3	36 DH40 11	Kit hardware shield	1	
4	DJ 1010 64	Gasket Exhaust	1	
5	39 1970 15	Flanged Nut	2	
6	36 DK00 09	Kit hardware silencer	1	Ref. page no.92
7	DG 1611 24	Damper (Main Stand)	1	
8	DH 1015 21	Wire Shield Assly.	1	
9	DH 1013 02	Screw	2	
10	DH 1016 08	Silencer front (cat) shield	2	



Oil Pump

No.	Part No.	Description	Qty. /Veh.	Remarks
1	DH 1210 01	Oil Pump Assly	1	
2	39 1674 04	Hex. Bolt with flange	3	
3	DH 1210 10	Mesh filter Oil pump	1	
4	39 1686 06	Hollow dowel pin	1	
5	DH 1210 35	Clip Mesh Oil filter	1	
6	39 2194 21	'O' Ring	1	

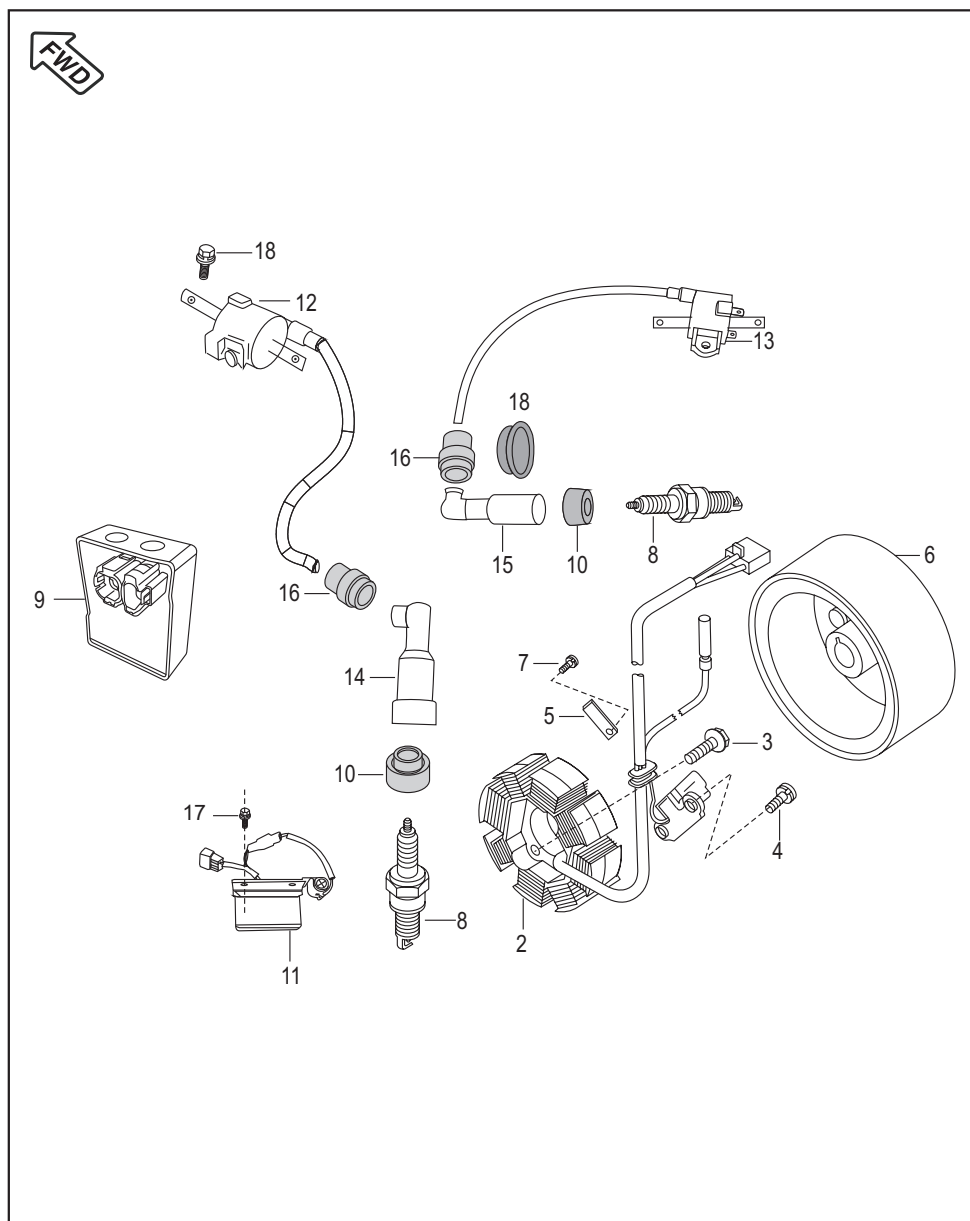


 Front Wheel Direction

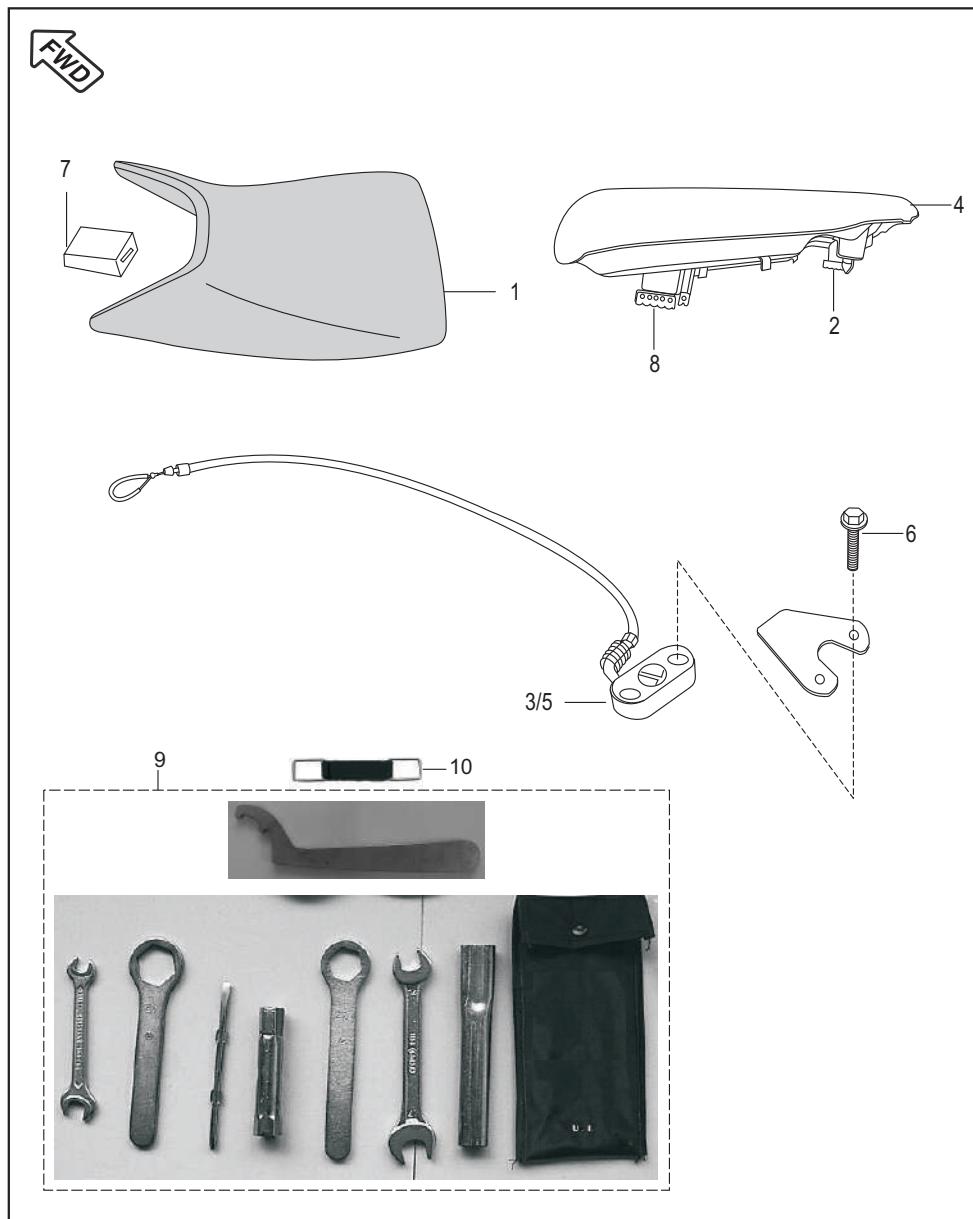
Starter Assly.

No.	Part No.	Description	Qty. /Veh.	Remarks
1	DK 1015 95	Body comp. starter clutch	1	For stopper Plate
2	DK 1016 05	Plate roller clutch	1	
3	JC 1011 14	Gear starter clutch	1	
4	DH 1015 81	Plate starter clutch gear return	1	
5	DH 1013 85	Bolt	1	
6	DK 1011 76	Shaft starter counter	1	
7	DH 1011 72	Collar starter counter	1	
8	JC 1011 15	Gear comp. starter counter assly.	1	
9	DH 1013 82	Bolt socket	3	
10	DH 1110 84	Motor assly. starter clutch	1	
11	DS 1013 53	Bolt	2	
12	52 DH01 53	Cover starter motor	1	
13	DH 1013 89	Slotted c'sunk screw	1	
14	DK 1015 96	Spring	5	
15	DH 1011 63	Roller	5	

Magneto / C.D.I. / H.T. Coil



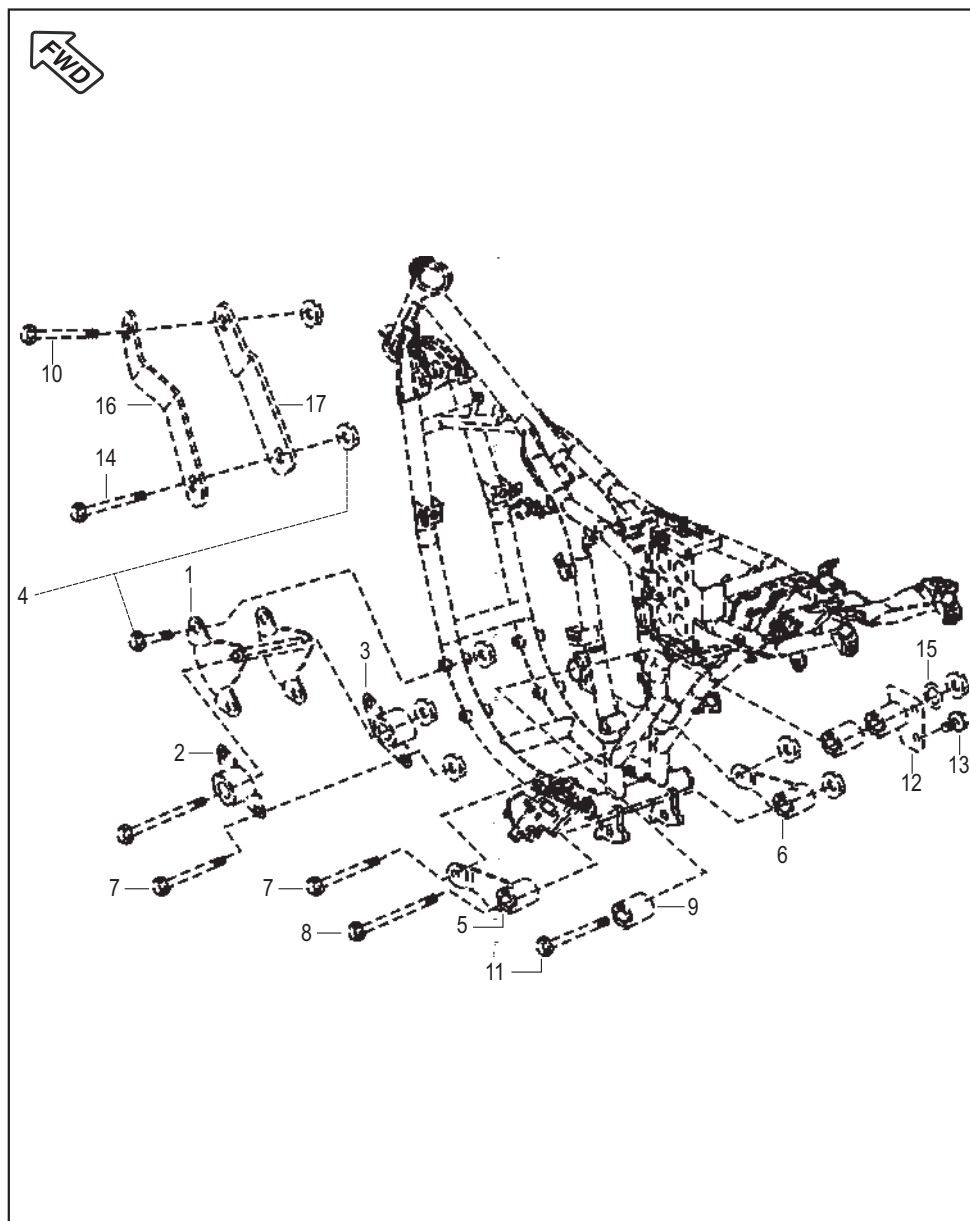
No.	Part No.	Description	Qty. /Veh.	Remarks
1	59 1000 02	Spring Dowel	1	N.I.
2	DH 1110 81	Stator Assly. comp	1	
3	DH 1013 86	Hex. Bolt with Flange	2	
4	DH 1013 81	Pan Head Screw	2	
5	DH 1011 99	Stopper plate (wiring harness)	1	
6	DH 1110 83	Rotor Assly.	1	
7	DH 1013 80	Screw Pan head	1	
8	DG 1110 08	Spark plug	2	
9	DJ 1110 92	C.D.I. Assly.	1	
10	DD 1110 13	Grommet Spark Plug	1	
11	DJ 2012 02	Regulator	1	
12	JC 1110 22	H.T. Coil LH with cable	1	
13	JC 1110 23	H.T. Coil RH with cable	1	
14	DD 1110 48	Cap Spark Plug	1	
15	DH 1110 15	Cap Spark Plug	2	
16	DD 1110 12	Grommet H.T. Cable	2	
17	39 1944 04	Flange Bolt	4	
18	DH 1110 16	Grommet Sleeve Spark Plug	1	



Seat Assembly / Seat Lock / Tool Kit

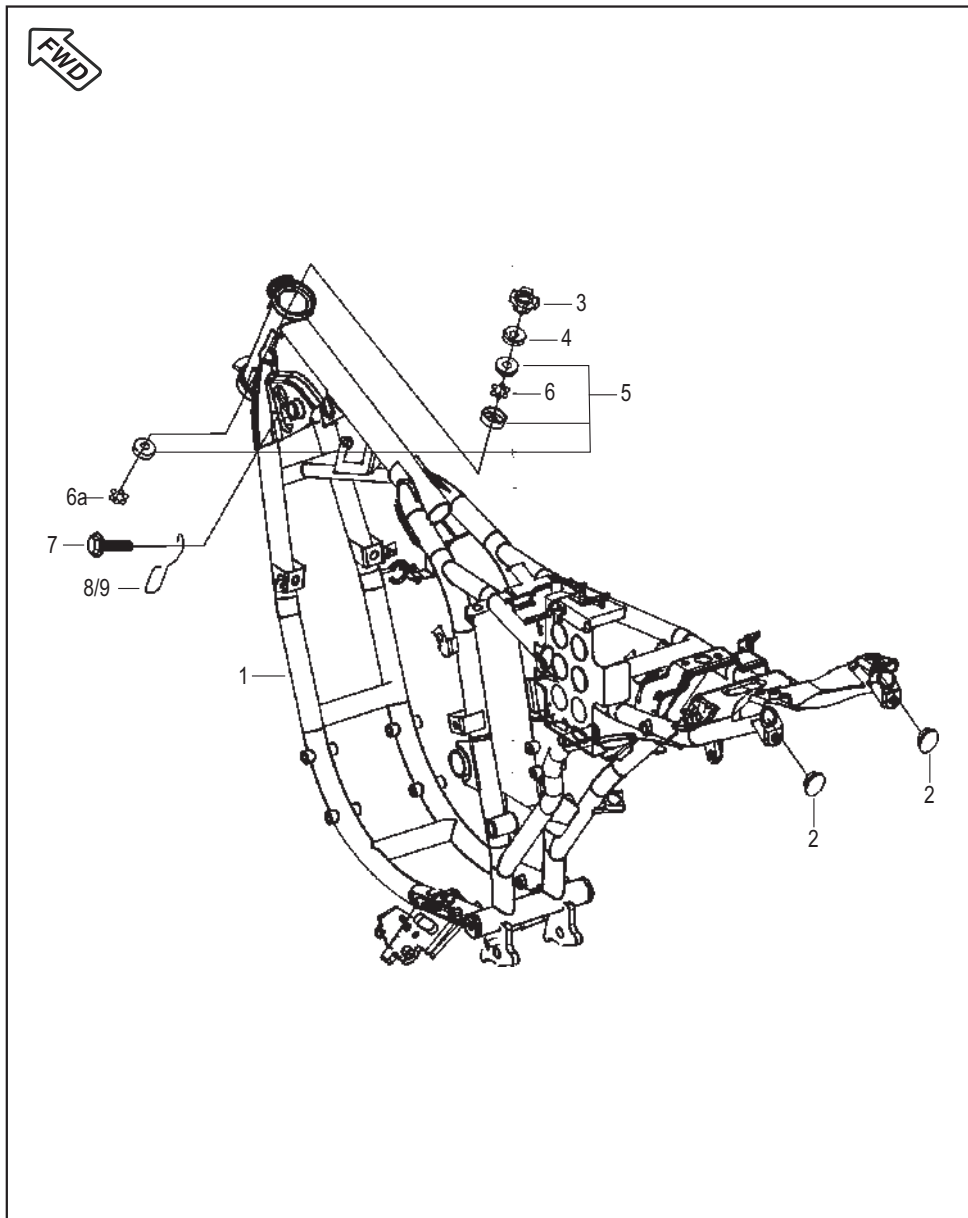
No.	Part No.	Description	Qty. /Veh.	Remarks
1	DK 2110 01	Seat Assly comp front	1	
2	DS 2110 05	Damper	6	
3	DH 1610 46	Lock Assly seat front	1	
4	DK 2110 04	Seat assly comp rear	1	
5	DK 2110 08	Lock assly seat rear	1	
6	39 1902 04	Bolt flange	4	
7	DK 2110 07	Damper Front	1	
8	DS 2110 04	Damper	2	
9	DK 2210 11	Tool kit	1	
10	DK 2210 24	Band tool kit	2	

Engine Mounting

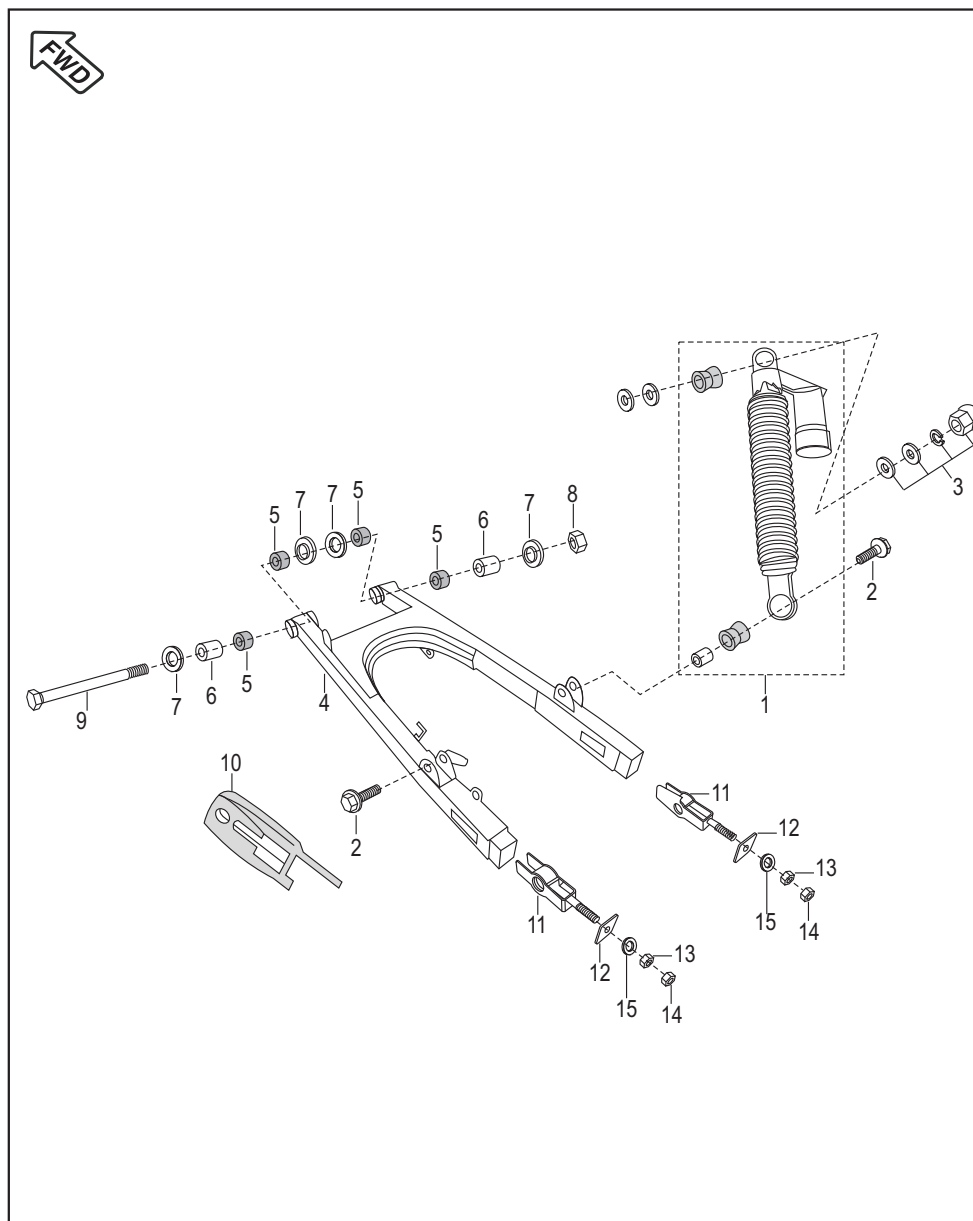


No.	Part No.	Description	Qty. /Veh.	Remarks
1	DK 1610 96	Bkt. Assly. Eng. Mtg. front	2	Ref. page no.92
2	DH 1611 89	Bkt. Comp. LH eng. Mtg. front	1	
3	DH 1611 90	Bkt. Comp. RH eng. Mtg. front	1	
4	36 DK00 11	Kit hardware eng. mounting	1	
5	DK 1611 59	Bkt. comp. LH eng. mtg. lower	1	
6	DK 1611 60	Bkt. comp. RH eng. mtg. lower	1	Alt.39 231104
7	39 2571 04	Bolt Flanged	2	
8	39 2412 04	Bolt Flanged	1	
9	DH 1611 61	Bush in frame	1	
10	39 1967 04	Bolt	1	
11	59 0400 43	Hex. Soc. Hd. cap bolt	1	
12	DK 1611 61	Bkt. Comp. RH eng. rear	1	
13	39 2310 04	Flanged bolt	2	
14	39 2311 04	Bolt	1	
15	39 1040 11	Washer	1	
16	DH 1611 89	Bracket LH Engine Hanger	1	
17	DH 1611 90	Bracket RH Engine Hanger	1	

Frame & Frame Fittings

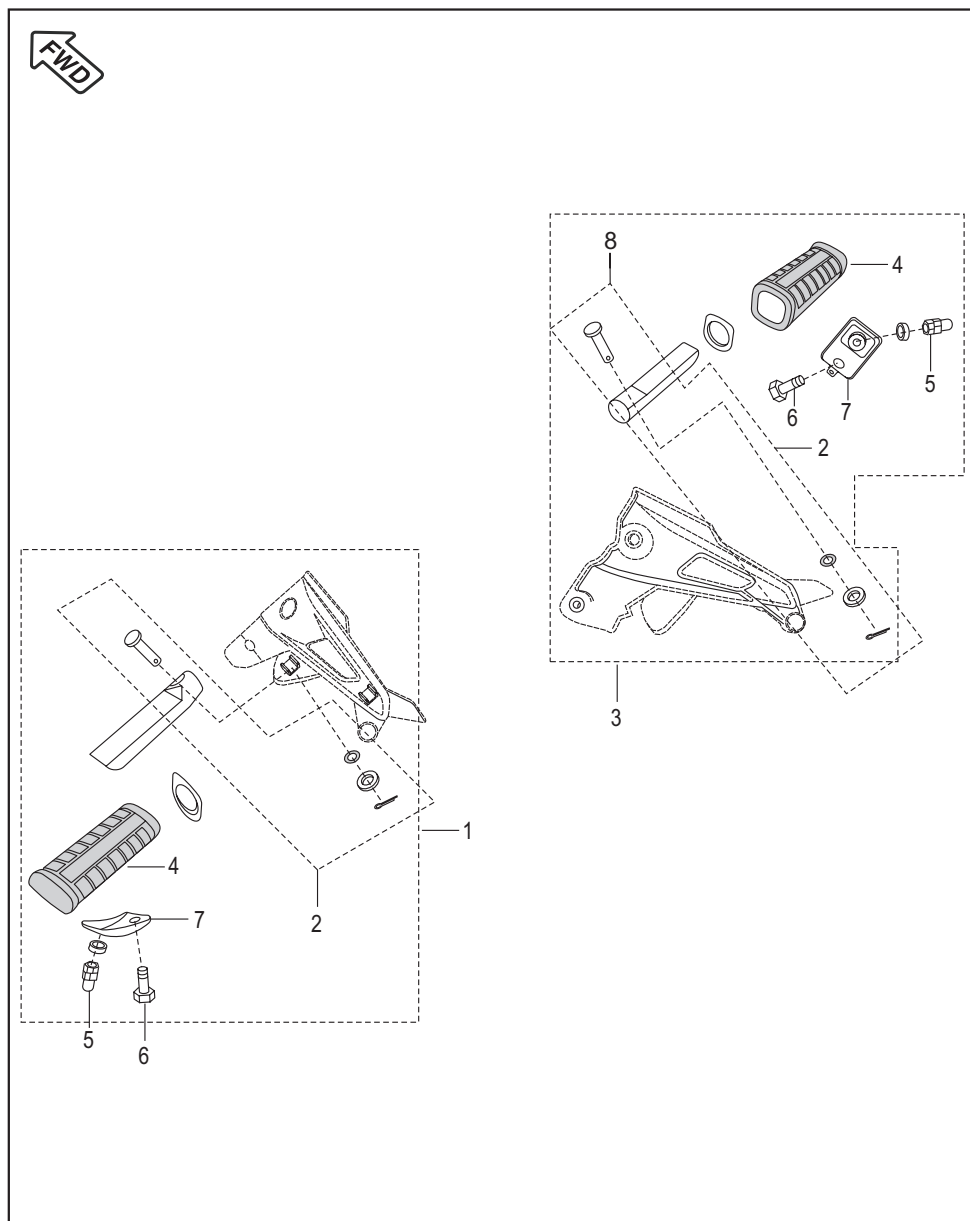


No.	Part No.	Description	Qty. /Veh.	Remarks
1	JC 1610 31	Frame Assl. comp.	1	Ref. page no.92
2	DH 1611 12	Cup rear	2	
3	DG 1810 48	Nut	1	
4	DG 1810 42	Cup - Steering	1	
5	36 DV00 07	Bearing Cone Kit	1	
6	DK 1810 50	Cage bearing upper (19 ball)	1	
6a	DK 1810 51	Cage bearing lower (20 ball)	1	
7	39 1680 04	Flanged bolt	2	
8	DJ 1611 32	Cable Hook LH	1	
9	DJ 1611 33	Cable Hook RH	1	



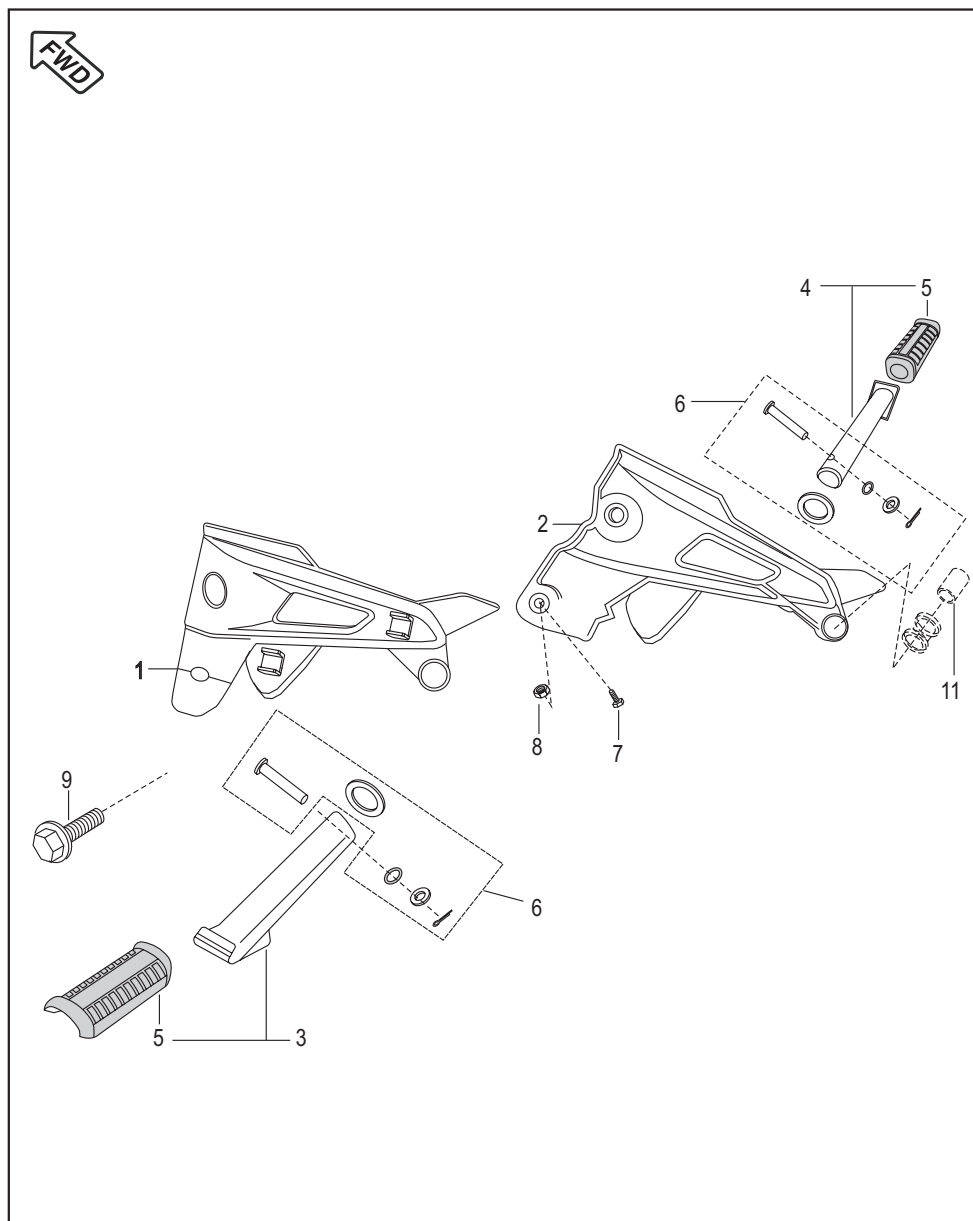
Swing Arm / Rear Shock Absorber

No.	Part No.	Description	Qty. /Veh.	Remarks
1	DK 1710 14	Rear Shock Absorber	2	Ref. page no.92
2	DG 1710 38	Bolt Pre-coated	2	
3	36 DK00 12	Kit bush rear shock	1	
4	DJ 1710 35	Swing arm assly.	1	
5	DG 1710 18	Swing arm bearing	4	
6	DK 1710 06	Collar swing arm	2	
7	DG 1710 19	Oil seal swing arm	4	
8	DH 1710 19	'U' nut swing arm	1	
9	DK 1710 03	Shaft swing arm	1	
10	DG 1710 34	Chain slider	1	
11	DG 1710 21	Adjuster chain	2	
12	DG 1710 20	Plate Chain Adjuster	2	
13	39 1997 15	Hexagon nut	2	
14	DG 1710 22	Small nut	2	
15	39 1224 11	Washer	2	



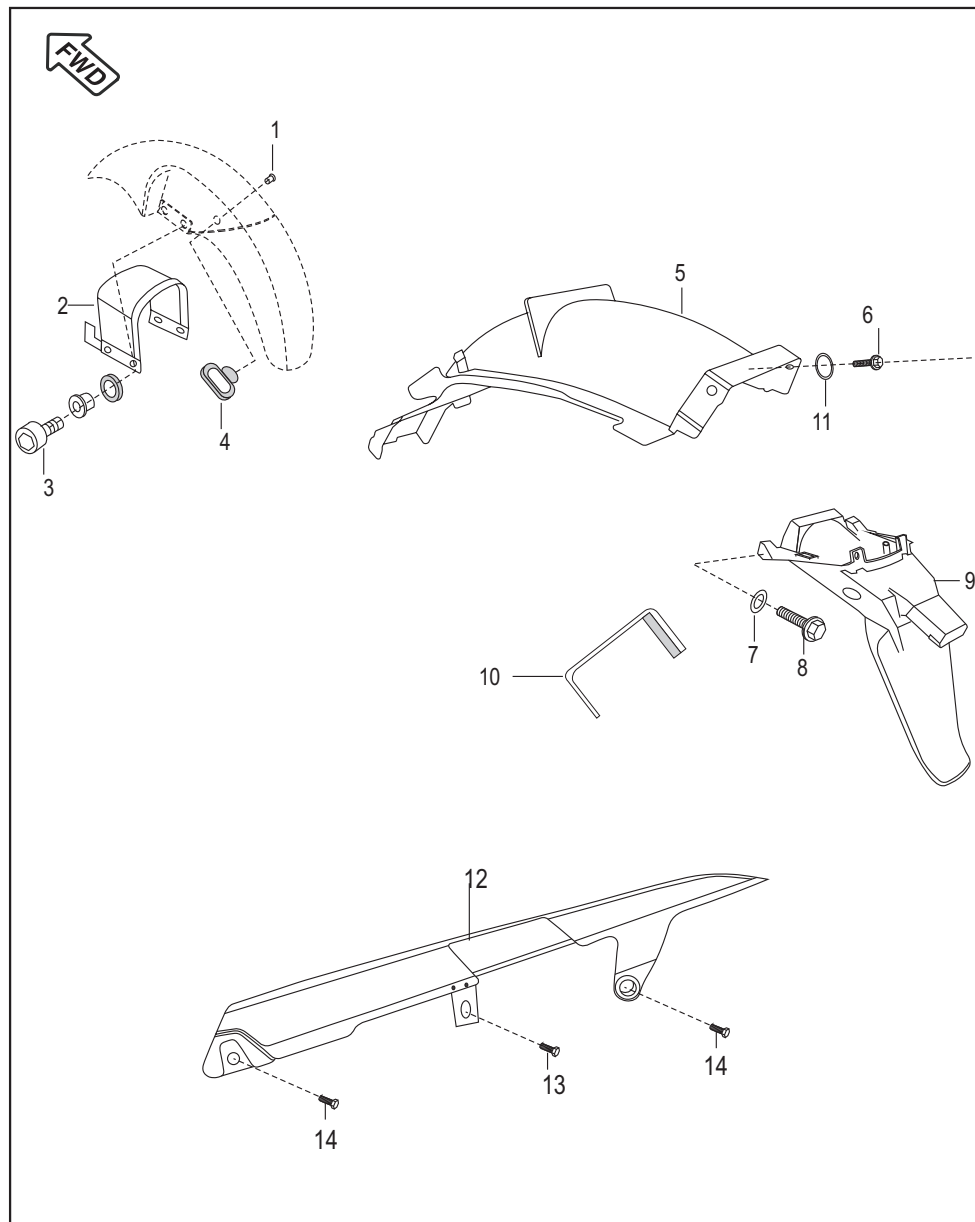
Rider Foot Rest

No.	Part No.	Description	Qty. /Veh.	Remarks
1	DJ 1611 26	Main step LH assly.	1	Ref. Page No.93
2	36 DK00 13	Kit Hardware Main Step	1	
3	DJ 1611 27	Main step RH assly.	1	
4	DH 1610 53	Rubber main step	2	
5	39 1282 15	Domed Cap Nut M-8	2	
6	22 1504 51	Bold Hexagon Head	2	
7	DH 1610 56	Plate Coml. Low M/Step	2	
8	36 DK00 19	Kit hardware holder LH	1	



Pillion Foot Rest / Holder

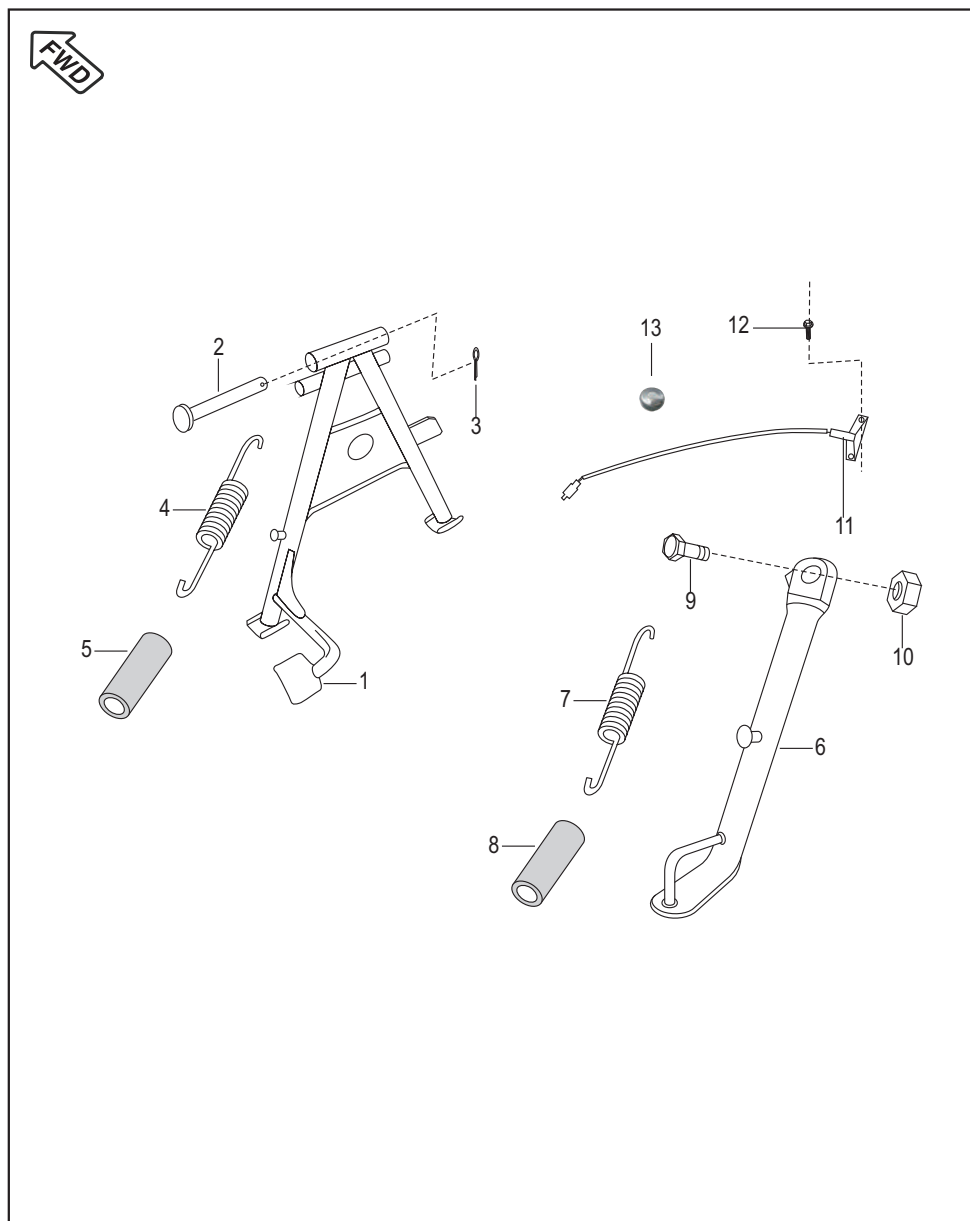
No.	Part No.	Description	Qty. /Veh.	Remarks
1	DK 1611 37	Holder LH step	1	
2	JC 1610 02	Holder RH step	1	
3	DJ 1611 28	Pillion step assly. comp. LH	1	
4	DJ 1611 29	Pillion step assly. comp. RH	1	
5	DJ 1611 22	Rubber pillion step	2	
6	36 DK00 13	Kit hardware pillion	2	Ref. page no.92
7	39 1069 01	Screw	1	Stopper bolt
8	39 0292 15	Nut	1	
9	39 1714 04	Flanged Bolt	2	Bott. Mtg. LH & RH
10	DJ 1611 86	Plate lock pillion step	2	Holder Step
11	DH 1611 00	Spacer main step	1	N.I.



Mudguard - Front + Rear & Chain cover

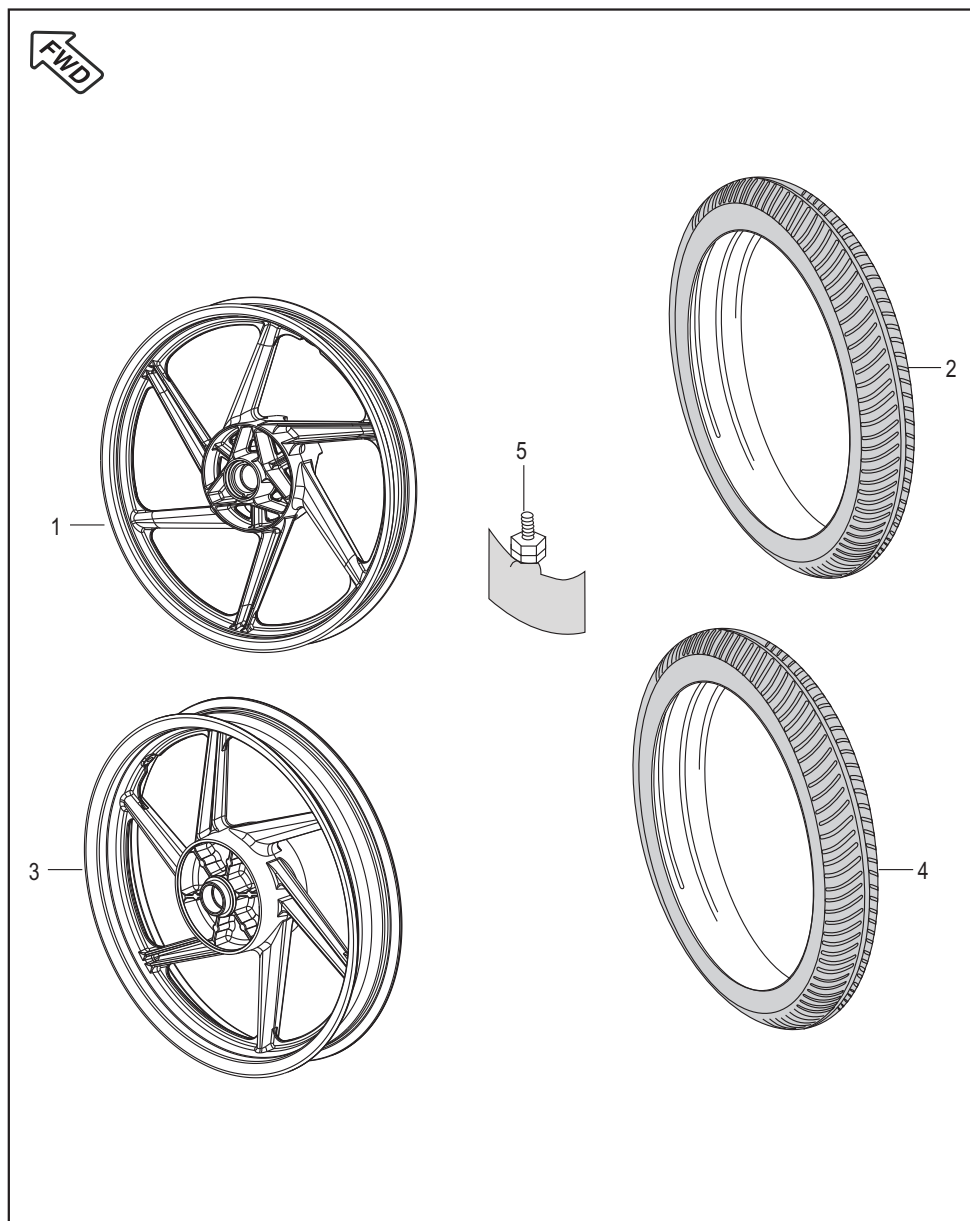
No.	Part No.	Description	Qty. /Veh.	Remarks
1	DJ 1610 69	Nail for Cable Guide	1	
2	DK 1610 98	Brace fender	1	
3	59 0400 40	Step bolt	4	Fender front mtg.
4	DS 1611 25	Clamp	1	For cables
5	DK 1610 86	Fender rear front	1	
6	39 1672 04	Flange Bolt M6	2	
7	39 0711 11	Plain washer	2	
8	39 1680 04	Flange bolt	2	
9	DK 1610 85	Fender rear	1	
10	DJ 1612 72	Support assly for rear fender	1	
11	39 0211 11	Plain washer	2	
12	DK 1611 99	Cover Chain assly	1	
13	DH 1612 83	Bolt (Small)	1	
14	39 1680 04	Bolt (Big)	2	

Stand Assembly

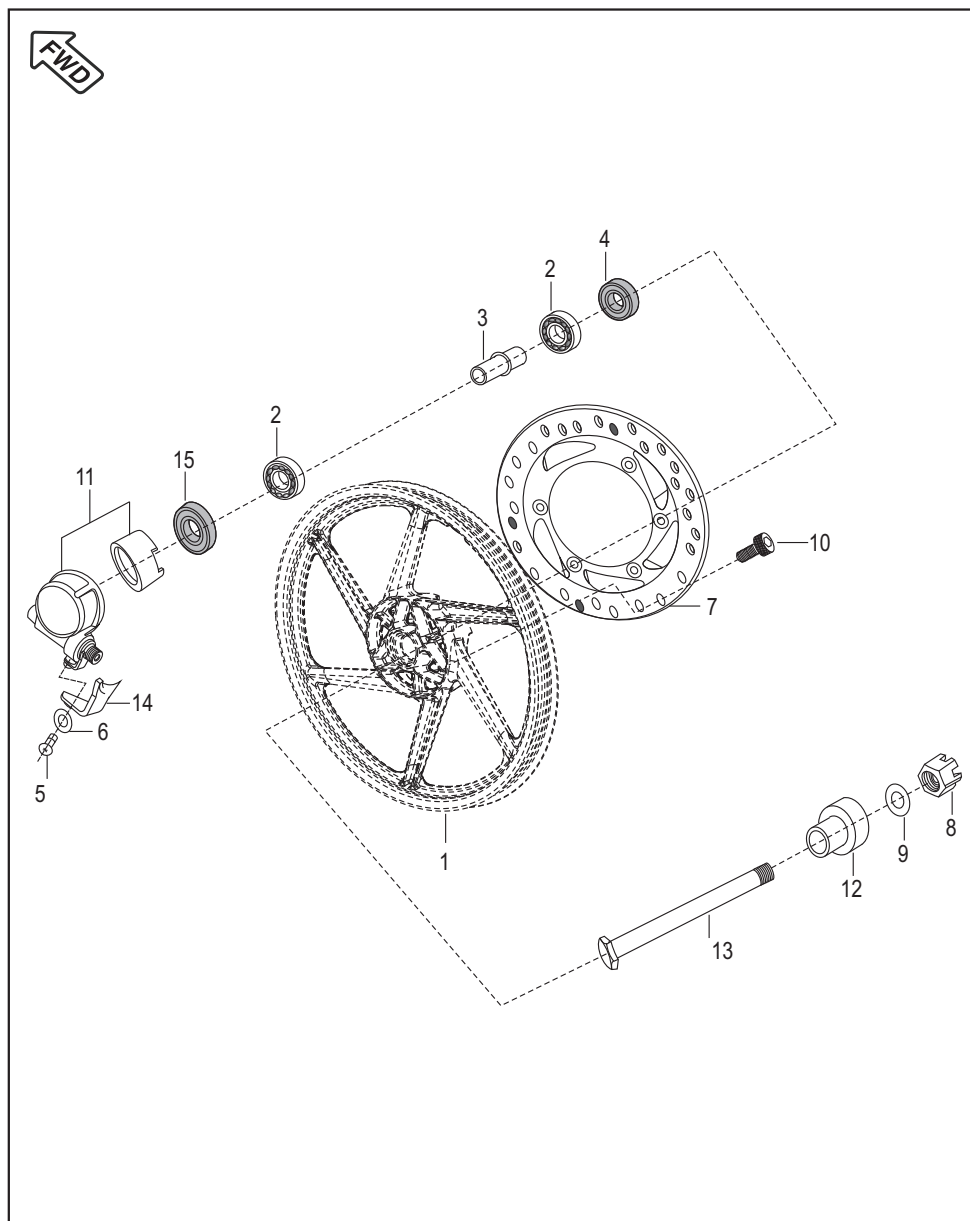


No.	Part No.	Description	Qty. /Veh.	Remarks
1	DK 1611 22	Stand main	1	
2	30 1611 57	Shaft stand	1	
3	39 0787 08	Pin cotter	1	
4	DH 1611 21	Spring main stand	1	
5	DH 1611 45	Cover spring main stand	1	
6	JC 1610 17	Stand side	1	
7	DH 1610 66	Spring side stand	1	
8	DH 1611 46	Cover spring side stand	1	
9	DF 1611 02	Bolt	1	
10	39 0422 15	Nut	1	
11	JC 2010 39	Side stand switch	1	
12	39 2060 04	Bolt	2	
13	DH 2010 65	Magnet Assly.	1	

Tube / Tyre / Rim



No.	Part No.	Description	Qty. /Veh.	Remarks
1	JC 1510 13	Wheel rim front (16 x 17 DC)	1	
2	DK 1510 39	Tyre front	1	N.S.
3	DJ 1510 80	Wheel rim rear	1	
4	DK 1510 40	Tyre rear	2	N.S.
5	DK 1510 26	Valve for tubeless tyre		




 Front Wheel Direction

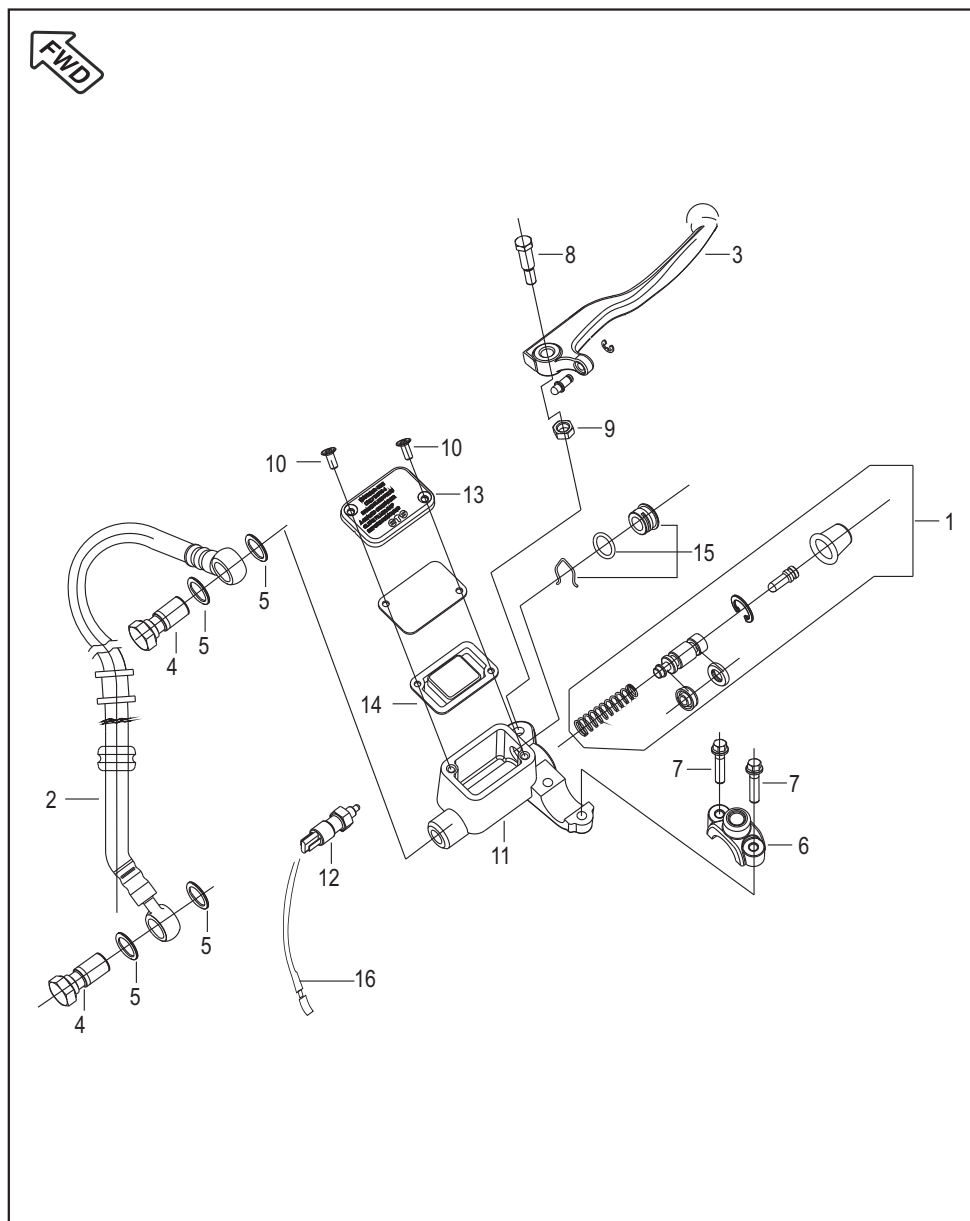
Plate No.: 30

Brand ID: 001MC607

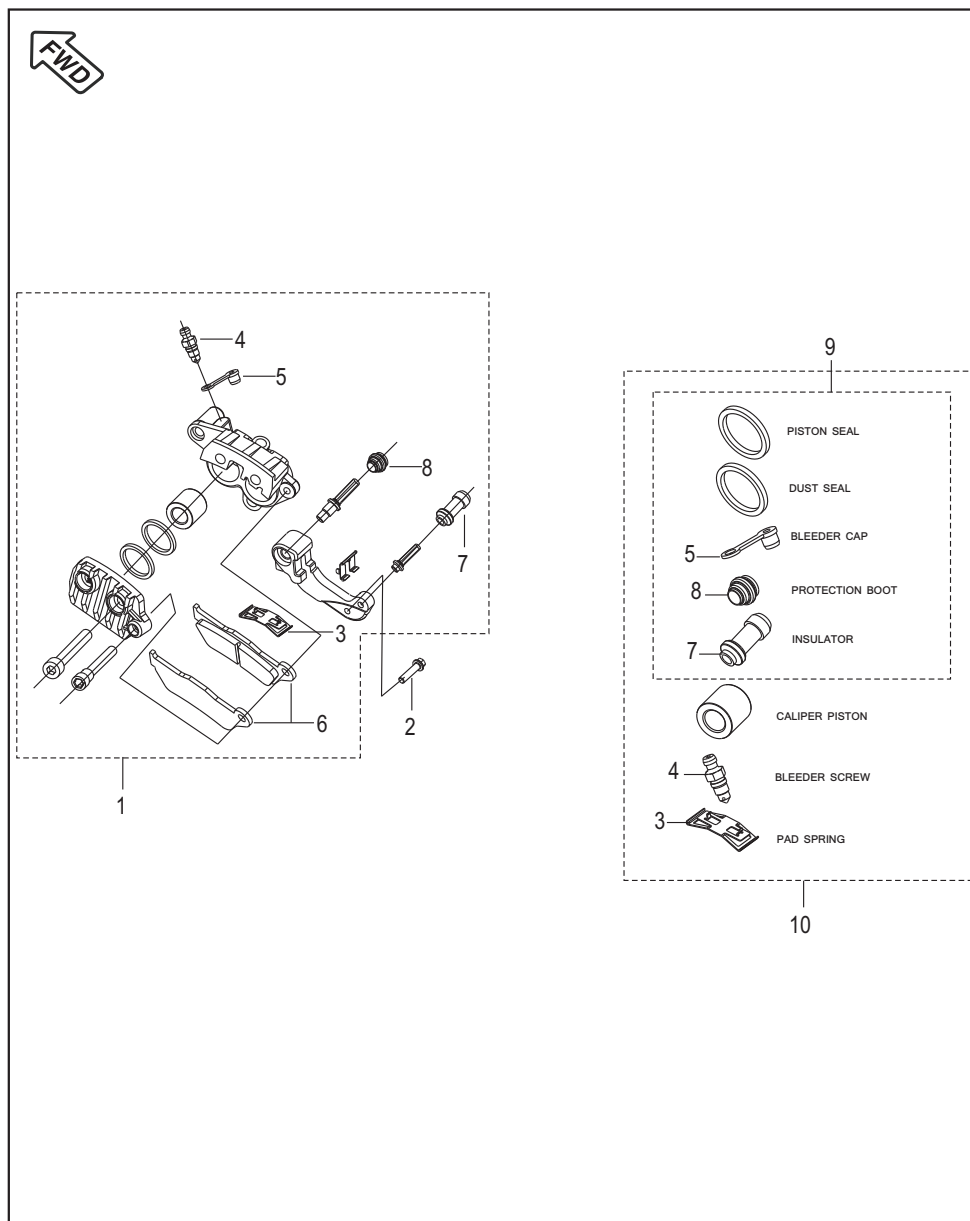
Front Hub (For Disc Brake System)

No.	Part No.	Description	Qty. /Veh.	Remarks
1	JC 1510 13	Wheel rim	1	
2	39 2241 20	Bearing ball	2	
3	DK 1510 28	Spacer assly.	1	
4	DG 1510 05	Seal oil	1	
5	39 0840 01	Screw	1	
6	39 0900 12	Washer	1	
7	DK 1510 27	Disc	1	
8	DH 1710 19	U Nut	1	
9	DG 1510 08	Plain washer	1	
10	DG 1510 49	Hex. soc. hd. bolt	6	
11	JC 1510 19	Case meter assly.	1	case with cable only cable (N.I.)
11a	JC 2010 48	Speed sensor cable	1	
12	DG 1510 07	Collar	1	
13	DK 1510 08	Front axle with head	1	
14	JC 2010 46	Stopper plate	1	
15	DE 1510 08	Seal Oil	1	

Front Master Cylinder

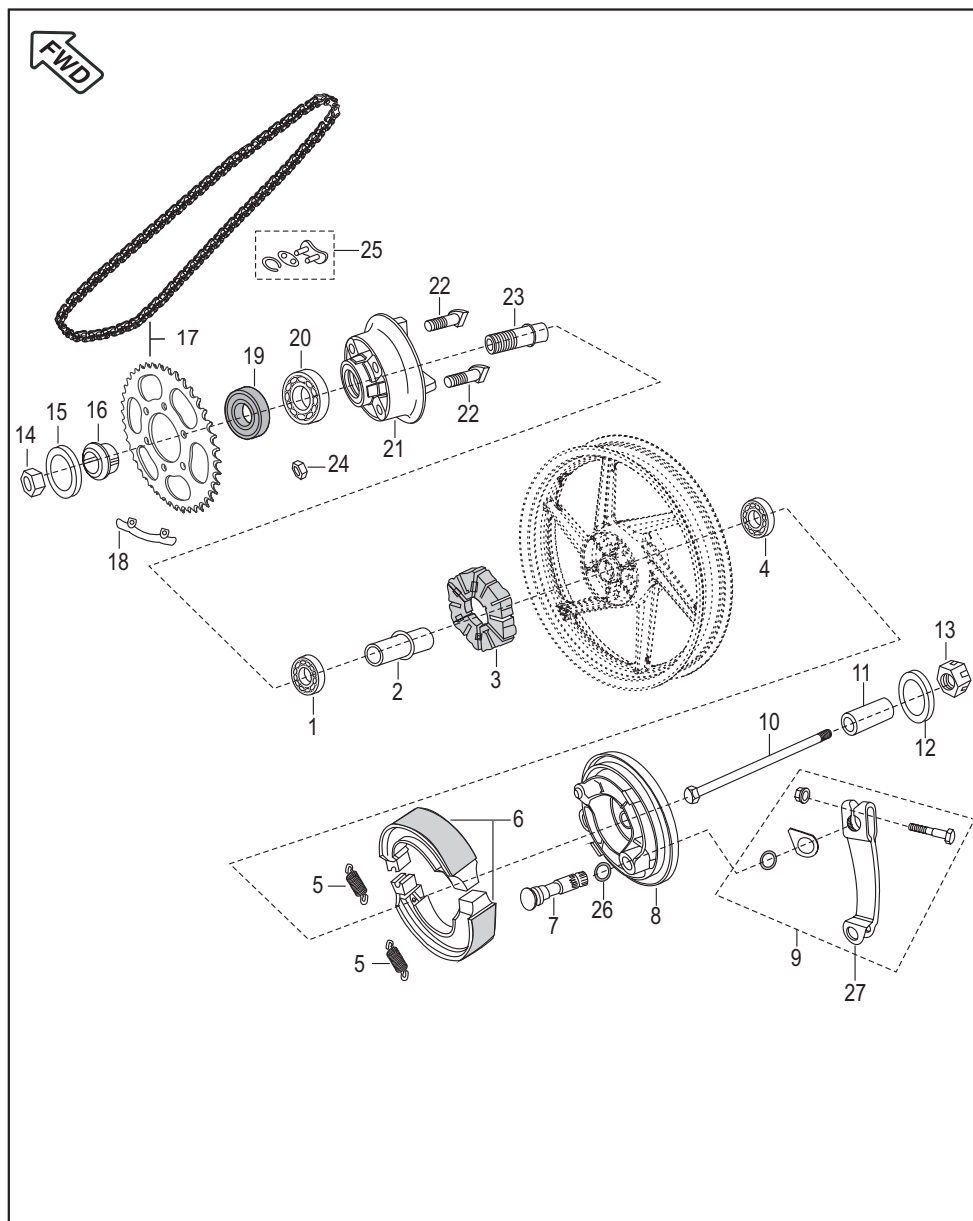


No.	Part No.	Description	Qty. /Veh.	Remarks
1	DE 1910 43	Major Kit - Master Cylinder	1	KBX
2	DJ 1510 76	Hose Brake Front	1	
3	DJ 1910 57	Lever Grip RH	1	
4	DE 1910 11	Banjo Bolt	2	
5	DE 1910 10	Washer Copper	4	
6	DJ 1910 27	Clamp Holder RH	1	
7	DJ 1910 28	Bolt	1	
8	DJ 1910 29	Bolt Front Brake Lever	1	
9	DJ 1910 30	Nut Flanged	1	
10	DJ 1910 31	Screw	2	
11	DJ 1910 56	Cylinder Master	1	
12	DJ 2011 00	Front brake switch	1	
13	DJ 1910 34	Reservoir Cover	1	
14	DJ 1910 35	Diaphragm	1	
15	36 DH19 02	Oil Window Kit	1	
16	DJ 2011 08	Cable assly for switch	1	



Front Disc Brake

No.	Part No.	Description	Qty. /Veh.	Remarks
1	DK 1510 54	Caliper Assly. Front	1	
2	39 1769 04	Bolt Flanged	2	
3	DE 1510 48	Spring Pad	1	
4	DE 1510 46	Bleeder Screw	1	
5	DE 1510 47	Bleeder Cap	1	
6	DJ 1510 71	Disc Pad Set	1	
7	DE 1510 43	Insulator	1	
8	DE 1510 45	Protection Boot	1	
9	DJ 1510 74	Minor Kit - Caliper	1	
10	DJ 1510 75	Major Kit - Caliper	1	

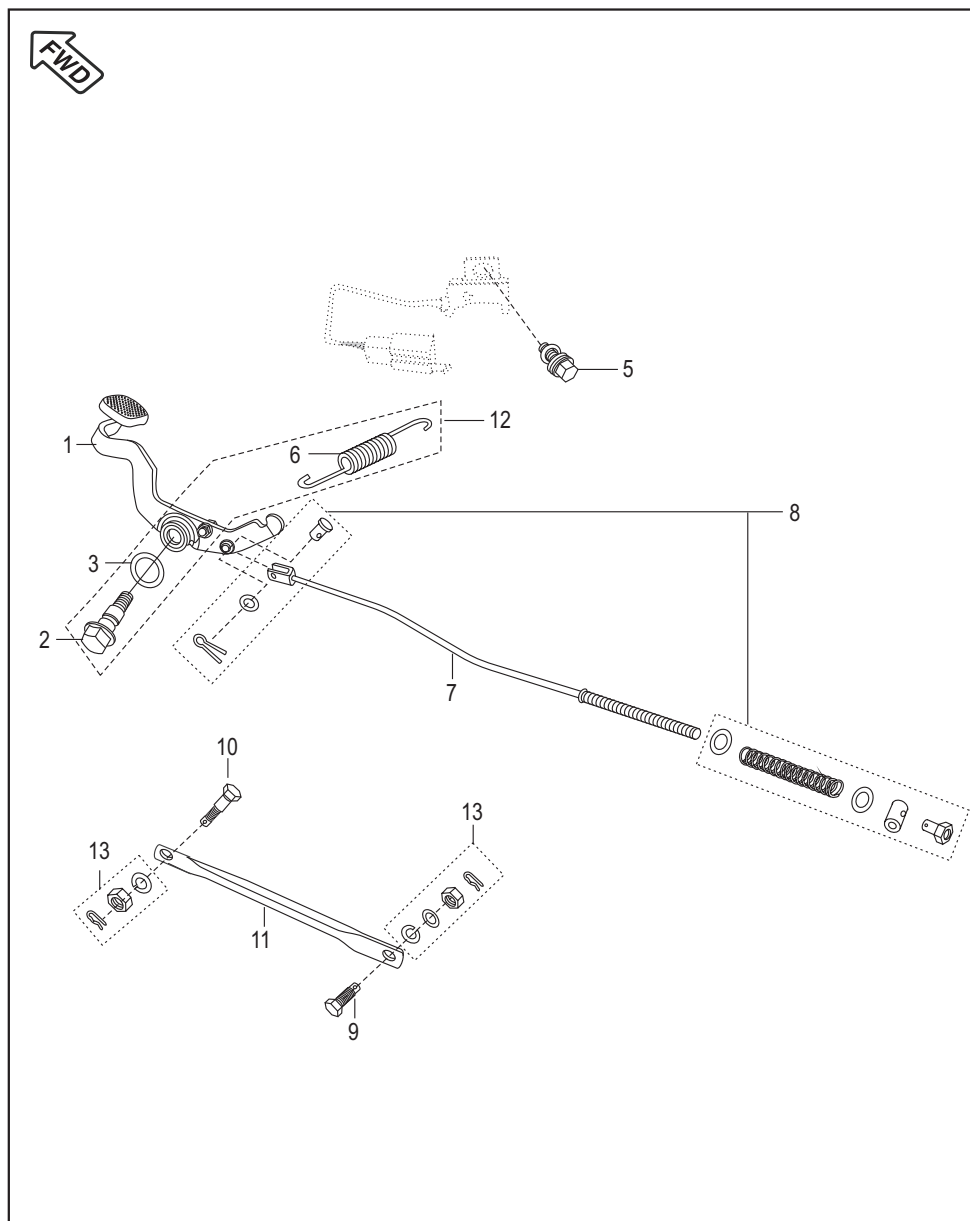


Front Wheel Direction

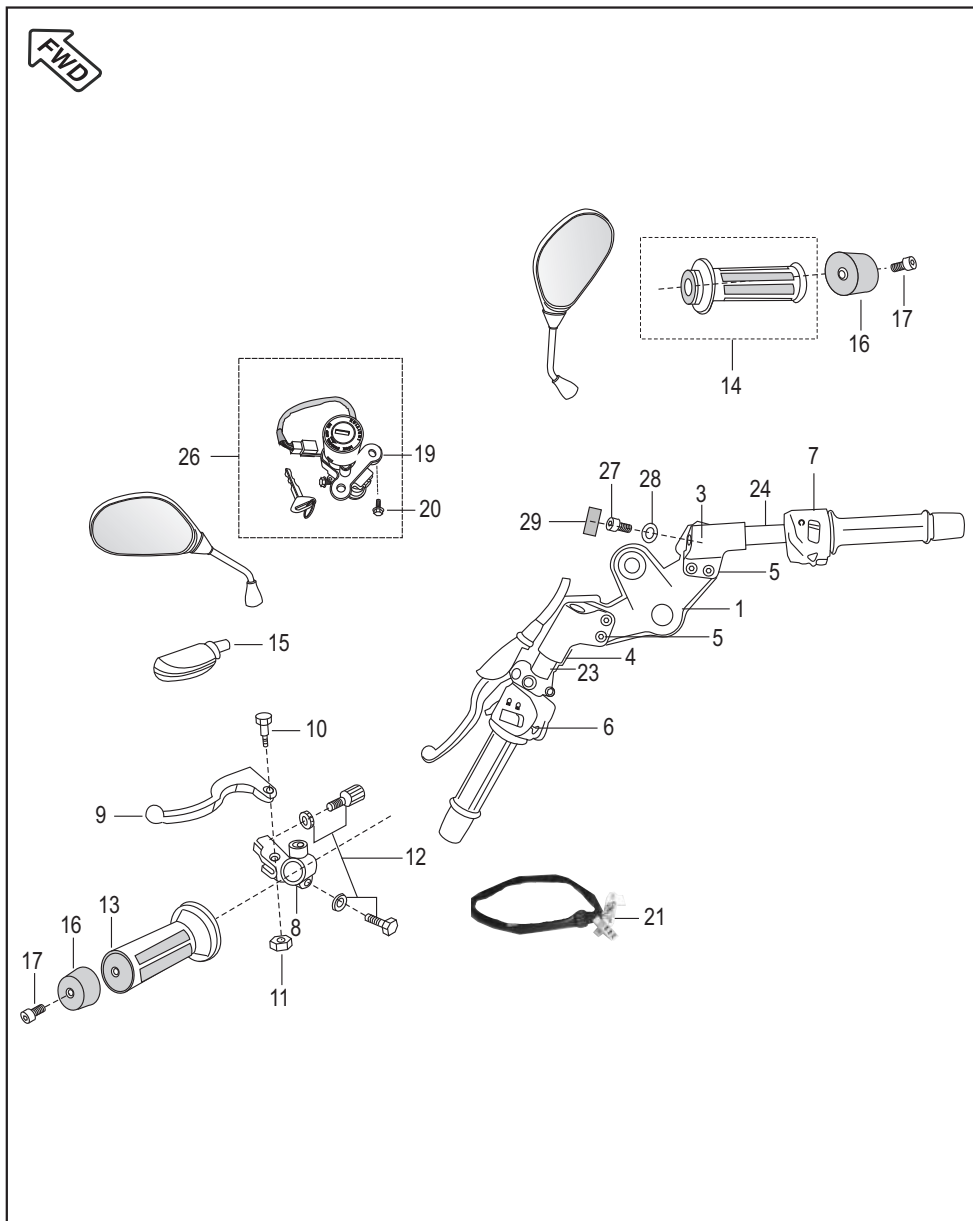
Rear Hub

No.	Part No.	Description	Qty. /Veh.	Remarks
1	39 2686 20	Bearing ball	1	Ref. page no.92
2	DK 1510 22	Collar bearing	1	
3	DJ 1510 88	Coupling Rubber	1	
4	39 2687 20	Bearing ball	1	
5	30 1510 69	Spring	2	
6	30 1510 68	Shoe brake assly.	1	
7	JC 1510 05	Cam brake	1	
8	JC 1510 02	Panel rear brake	1	
9	36 JC00 07	Kit lever brake	1	
10	DK 1510 09	Axle	1	
11	DK 1510 14	Spacer For Coupling	1	Ref. page no.92
12	39 1224 11	Plain washer	2	
13	DH 1710 19	'U' nut	1	
14	39 1997 15	Nut	1	
15	39 2566 11	Plain washer	1	
16	JC 1510 11	Spacer	1	
17	36 DK00 36	Chain Sprocket Kit	1	
18	DS 1510 74	Lock washer	3	
19	DK 1510 12	Seal oil	1	
20	DK 1510 13	Bearing ball	1	
21	JC 1510 16	Coupling	1	Ref. page no.92
22	DS 1510 73	Stud	6	
23	DK 1510 15	Sleeve	1	
24	39 0794 15	Hex. lock nut	6	
25	DK 1510 36	Drive Chain Lock	1	
26	39 0722 11	Washer Cam brake	1	
27	JC 1510 07	Lever Brake	1	

Rear Brake Pedal



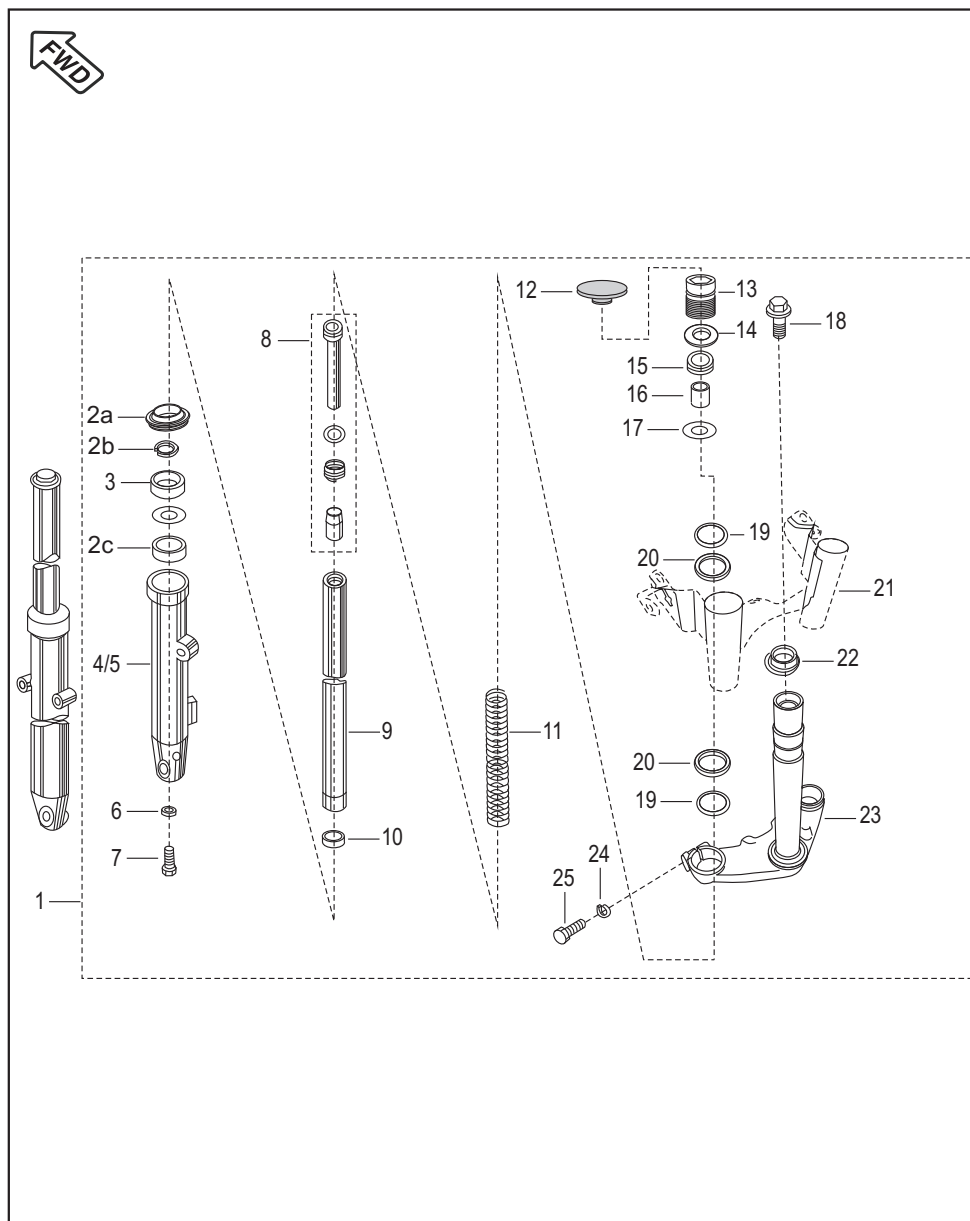
No.	Part No.	Description	Qty. /Veh.	Remarks
1	JC 1910 01	Lever Brake Pedal	1	N.I.
2	DK 1011 86	Bolt pivot lever change	1	
3	DK 1011 85	Washer pivot bolt	1	
4	DK 1011 87	Collar pivot bolt	1	
5	39 2383 15	Flange nut	1	
6	DK 1910 10	Spring brake pedal	1	Ref. page no.93
7	JC 1910 02	Rod brake	1	
8	36 JC00 06	Kit hardware rod brake	1	
9	30 1510 95	Hex. bolt	1	
10	DH 1510 29	Hex. bolt	1	
11	JC 1510 08	Rod Torque	1	Ref. page no.92 Ref. page no.93
12	36 DK00 34	Brake Pedal Kit	1	
13	36 DK00 18	Kit Hardware rod torque	1	



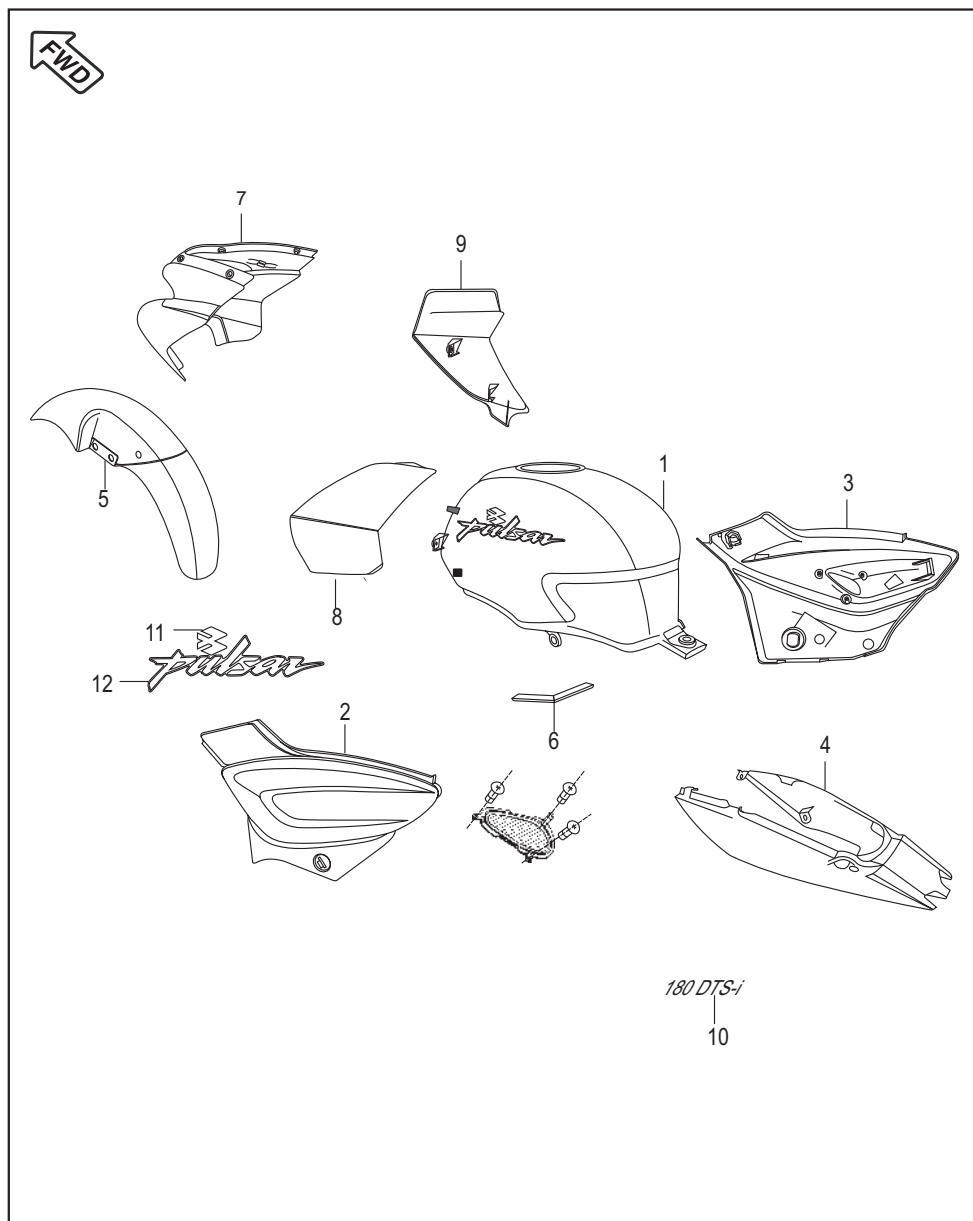
Handle Bar

No.	Part No.	Description	Qty. /Veh.	Remarks
1	DK 1810 30	Holder handle	1	
2	30 1910 48	Band Handle bar	2	N.I.
3	DK 1810 32	Holder handle RH	1	
4	DK 1810 39	Holder handle LH	1	Alt. DK 1910 16
5	DG 1810 08	Socket bolt	4	
6	JC 2010 17	Control switch LH	1	
7	JC 2010 18	Control switch RH	1	
8	DJ 1910 54	Holder LH	1	
9	DJ 1910 55	Lever LH	1	
10	DL 1910 14	Stud lever handle	1	
11	30 1910 17	Self locking nut	1	
12	36 DK00 19	Kit hardware holder LH	1	
13	DH 1910 07	Grip LH	1	
14	DH 1910 16	Grip assly. RH	1	Ref. page no.93
15	DH 1910 19	Boot for lever LH	1	
16	DJ 1810 11	Handle bar weight	2	
17	39 2427 04	Hex. soc. hd. cap screw	2	
18	DS 1910 52	Lever Boot for Clutch Switch	1	N.I.
19	JC 2010 45	Switch assly. ignition	1	
20	39 1680 04	Flange bolt	2	
21	DJ 2011 95	Clutch Switch	1	
22	DK 1810 36	Handle bar plug	1	N.I.
23	DK 1810 46	Handle bar tube assly. LH	1	
24	DK 1810 47	Handle bar tube assly. RH	1	
25	DH 1910 17	Pipe throttle	1	N.I.
26	JC 1810 29	Lock set 4 in 1	1	
27	39 1847 04	Bolt	2	
28	39 1180 11	Washer	2	
29	DK 1810 36	Rubber Plug	2	

Front Fork

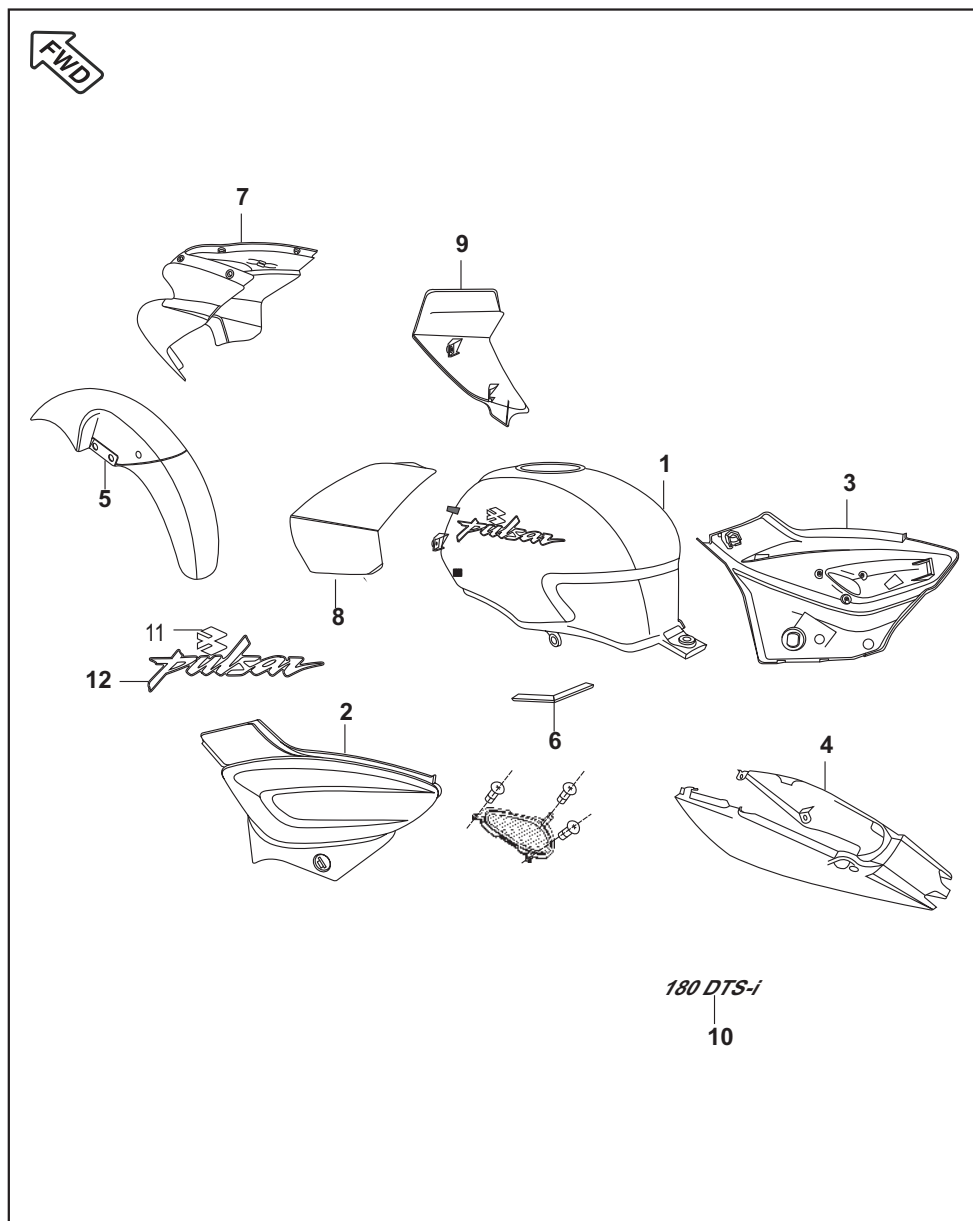


No.	Part No.	Description	Qty. /Veh.	Remarks
1	DK 1810 72	Fork front without 18,19,20,21,22,23,24	1	
2a	DK 1810 21	Seal dust	2	
2b	DG 1810 88	Ring snap	2	
2c	DK 1810 17	Guide bush	2	
3	DK 1810 19	Oil seal	2	
4	DK 1810 56	Outer Tube LH	1	
5	DK 1810 57	Outer Tube RH	1	
6	30 1810 26	Gasket	2	
7	30 1810 25	Bolt	2	
8	DS 1810 77	Cylinder comp. fork	2	
9	DK 1810 70	Pipe comp. suspension inner	2	
10	DK 1810 11	Slide Bush	2	
11	DK 1810 73	Spring front fork	2	
12	DH 1810 09	Grommet Top	2	
13	DK 1810 22	Bolt fork	2	
14	DK 1810 23	'O' ring	2	
15	30 1810 28	Seat fork spring	2	
16	DK 1810 71	Spacer Tube	2	
17	DK 1810 18	Washer	2	
18	59 0400 05	Bolt	1	
19	JC 1810 23	Cushion Rubber	2	
20	JC 1810 22	Cover Trail B	4	
21	JC 1810 24	Lamp Shade asly.	1	
22	DG 1810 05	Bearing cone	1	
23	DK 1810 24	Holder fork under	1	
24	DK 1810 25	Spring washer	2	
25	DK 1810 26	Bolt	2	



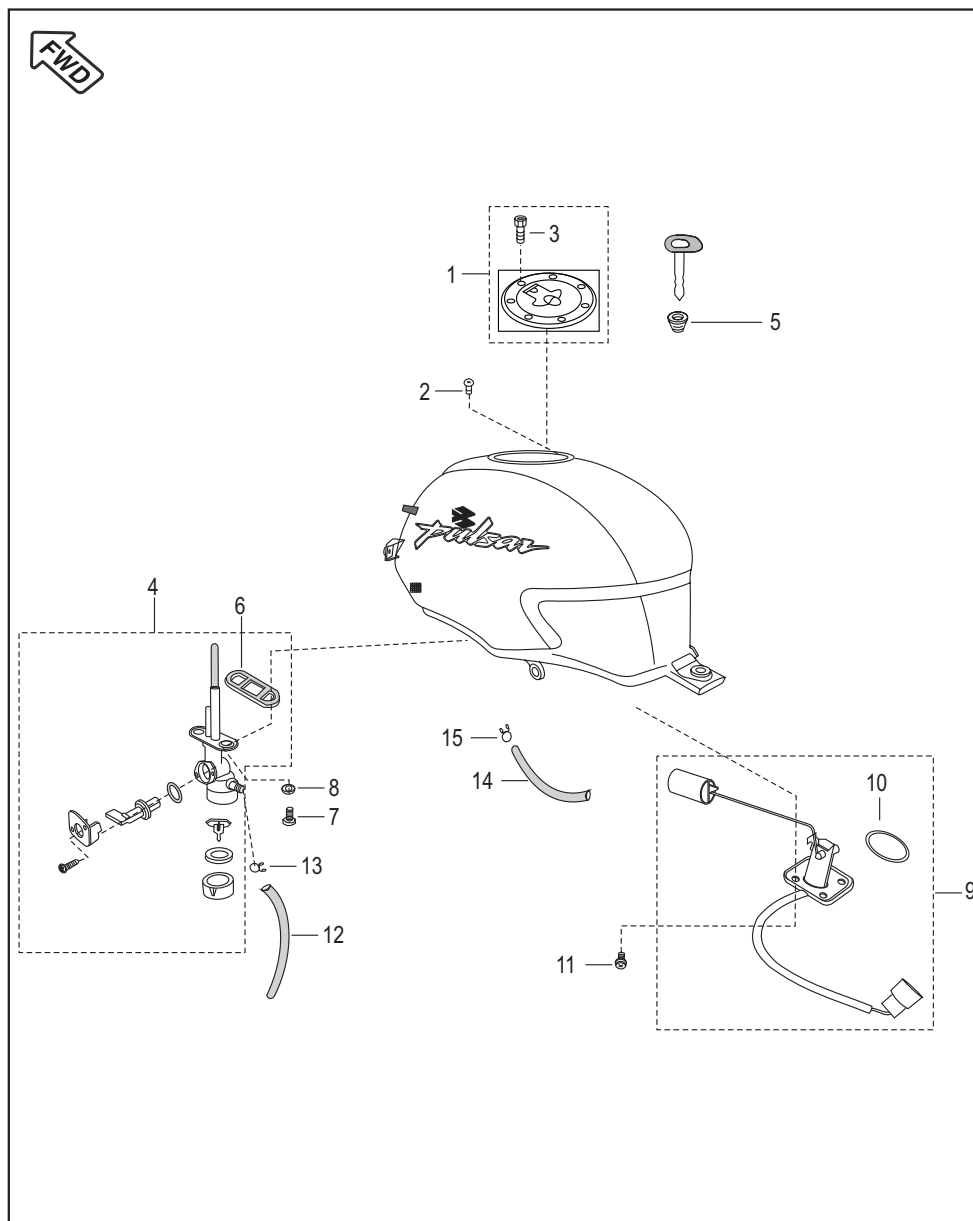
Painted Parts & Decals

No.	Part No.	Description	Qty. /Veh.	Remarks
1	DJ 7201 4M	Fuel Tank with Decal	1	Midnight Black
	DJ 7201 2V	Fuel Tank with Decal	1	Cocktail Wine Red
	DJ 7201 4K	Fuel Tank with Decal	1	Plasma Blue
	DJ 7201 4L	Fuel Tank with Decal	1	Misty Gray Silver
2	52 DH05 34	Side cover LH	1	Midnight Black
	52 DH05 30	Side cover LH	1	Cocktail Wine Red
	52 DH05 28	Side cover LH	1	Plasma Blue
	52 DH05 32	Side cover LH	1	Misty Gray Silver
3	52 DH05 35	Side cover RH	1	Midnight Black
	52 DH05 31	Side cover RH	1	Cocktail Wine Red
	52 DH05 29	Side cover RH	1	Plasma Blue
	52 DH05 33	Side cover RH	1	Misty Gray Silver
4	DH 7303 4M	Seat Cowl Assly.	1	Midnight Black
	DH 7303 2V	Seat Cowl Assly.	1	Cocktail Wine Red
	DH 7303 4K	Seat Cowl Assly.	1	Plasma Blue
	DH 7303 4L	Seat Cowl Assly.	1	Misty Gray Silver
5	DK 7402 4M	Front Fender	1	Midnight Black
	DK 7402 4V	Front Fender	1	Cocktail Wine Red
	DK 7402 4K	Front Fender	1	Plasma Blue
	DK 7402 4L	Front Fender	1	Misty Gray Silver
6	DH 1410 20	Seat tape	1	
7	DH 7401 4M	Fairing	1	Midnight Black
	DH 7401 2V	Fairing	1	Cocktail Wine Red
	DH 7401 4K	Fairing	1	Plasma Blue
	DH 7401 4L	Fairing	1	Misty Gray Silver



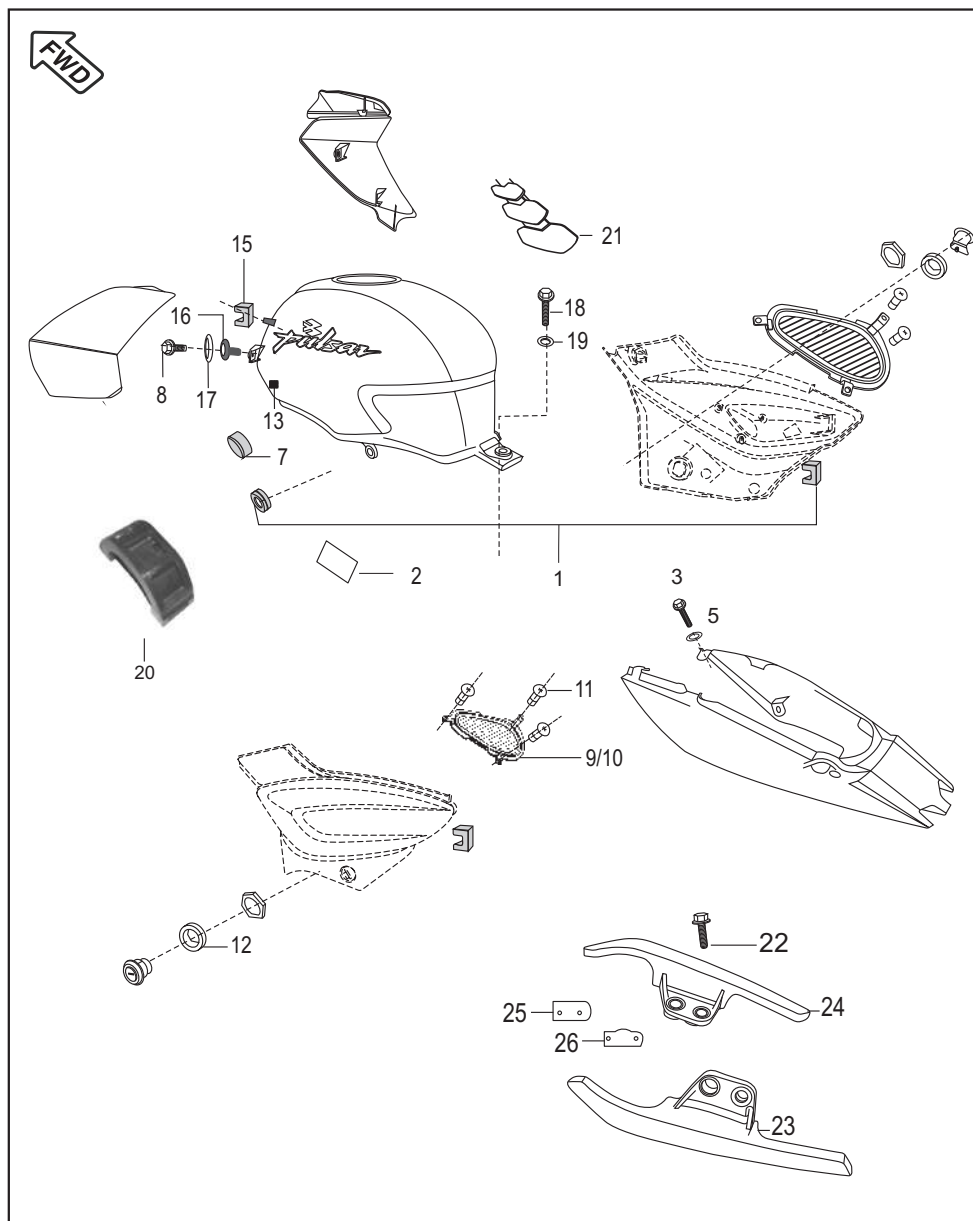
Painted Parts & Decals

No.	Part No.	Description	Qty. /Veh.	Remarks
8	52 DJ03 63	Tank Flap LH	1	Midnight Black
	52 DJ03 57	Tank Flap LH	1	Cocktail Wine Red
	52 DJ03 59	Tank Flap LH	1	Plasma Blue
	52 DJ03 61	Tank Flap LH	1	Misty Gray Silver
9	52 DJ03 64	Tank Flap RH	1	Midnight Black
	52 DJ03 58	Tank Flap RH	1	Cocktail Wine Red
	52 DJ03 60	Tank Flap RH	1	Plasma Blue
	52 DJ03 62	Tank Flap RH	1	Misty Gray Silver
10	DJ 1613 07	Decal seat cowl 180 (black)	2	Fr.25Dec10(C20)
	DJ 1613 04	Decal seat cowl 180 (red)	2	Fr.25Dec10(C20)
	DJ 1613 05	Decal seat cowl 180 (blue)	2	Fr.25Dec10(C20)
	DJ 1613 06	Decal seat cowl 180 (silver)	2	Fr.25Dec10(C20)
	DJ 1612 98	Pulsar 180 DTS-I (black)	2	180 DTS-i
	DJ 1612 95	Pulsar 180 DTS-I (red)	2	180 DTS-i
	DJ 1612 96	Pulsar 180 DTS-I (blue)	2	180 DTS-i
	DJ 1612 97	Pulsar 180 DTS-I (silver)	2	180 DTS-i
11	JC 1410 51	'B' Monogram Tank Black Chrome	2	For Silver Colour
	JC 1410 50	'B' Monogram Tank Gray Chrome Decal	2	For Black,Blue, Red Colour
12	36 JC00 08	Decal Kit LH (Black Chrome)	1	For Silver Colour
	36 JC00 09	Decal Kit RH(Black Chrome)	1	For Silver Colour
	36 JC00 10	Decal Kit LH(Grey Chrome)	1	For Black,Blue, Red Colour
	36 JC00 11	Decal Kit RH(Grey Chrome)	1	For Black,Blue, Red Colour
13	DJ 1410 61	Rubber Beading (On Flap)	2	N.I.



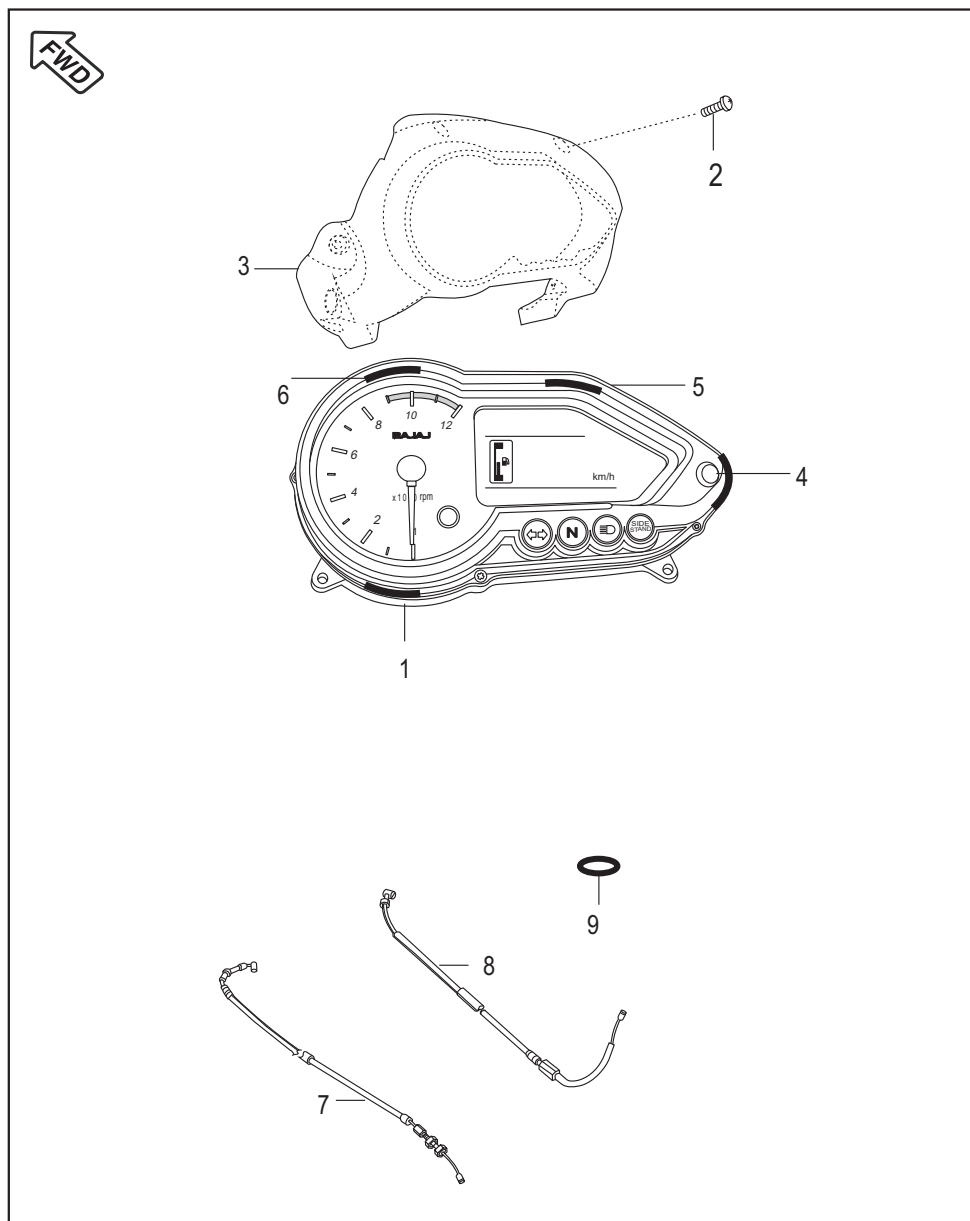
Petrol Cock, Cap Tank & Gauge Fuel

No.	Part No.	Description	Qty. /Veh.	Remarks
1	DK 1410 14	Cap Assly. Tank	1	
2	30 1780 01	Pan head screw	1	
3	39 2381 04	Hex. Soc Hd. cap bolt	7	
4	DJ 1410 07	Tap Assly	1	
5	DK 1410 13	Lock Cap Tank	1	
6	30 1410 39	Packing	1	
7	DD 1412 27	Bolt flanged	2	
8	39 0740 11	Plain Washer	2	
9	DK 2010 65	Gauge Fuel	1	
10	39 2758 21	Gasket fuel Gauge	1	
11	30 1410 32	Bolt	4	
12	DJ 1410 06	Tube fuel	1	
13	BA 1220 03	Pipe clip	1	
14	DH 1410 24	Drain tube	1	
15	DG 1410 28	Clamp	1	



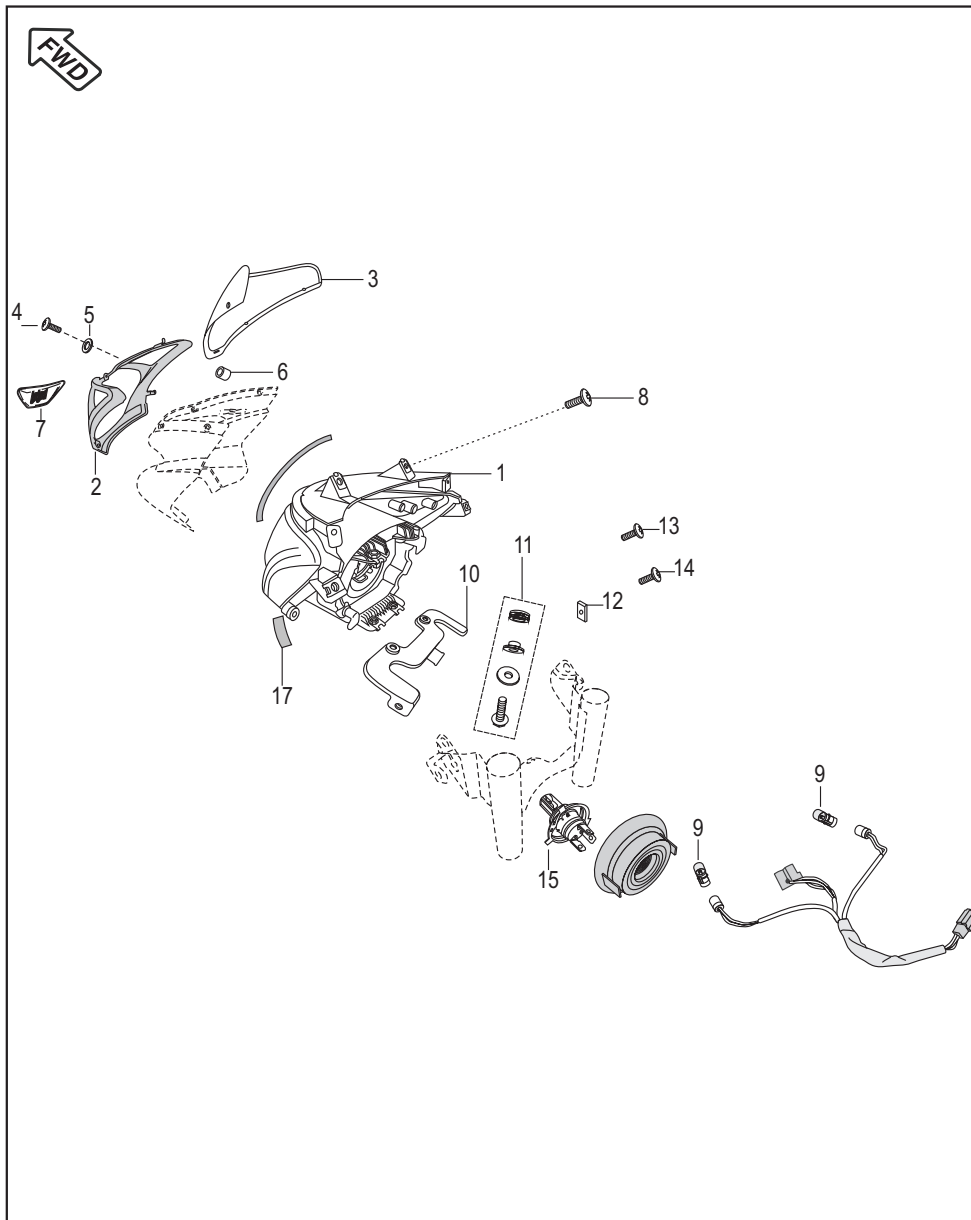
Fitting Petrol Tank Spoiler, Side Cover, Seat Cowl & Grab Handle

No.	Part No.	Description	Qty. /Veh.	Remarks
1	36 DH16 01	Grommet Kit For side cover	1	Ref. page no.93
2	DH 1410 31	Tape tank inner	2	
3	39 1606 01	Screw	2	Alt. DG161121
4	39 2424 11	Plain Washer	1	
5	39 1789 24	Washer nylon	2	
6	DH 1410 23	Damper	1	
7	DJ 1410 08	Damper front	2	
8	39 1902 04	Flanged Bolt	1	
9	DK 1611 23	Cover Side Mesh LH	1	
10	DK 1611 24	Cover Side Mesh RH	1	
11	59 0200 01	Self Tap Screw	6	
12	31 1610 18	Damper	2	
13	JW 1710 07	Dual Tape	2	
14	JD 1710 18	Special Tape	2	N.I.
15	JC 1410 15	Grommet	2	
16	JC 1410 17	Grommet II	2	
17	JC 1410 16	Collar	2	
18	39 1556 04	Flange Bolt	1	
19	39 2424 11	Plain Washer	1	
20	DK 1410 17	Damper tank middle	1	
21	DK 1410 15	Tank Pad	1	
22	39 2310 04	Flange bolt	4	
23	DK 1611 47	Grab handle LH	1	
24	DK 1611 48	Grab handle RH	1	
25	DJ 1610 79	Foam LH For grab	1	
26	DJ 1610 80	Foam RH For grab	1	



Meter Assly & Control Cable

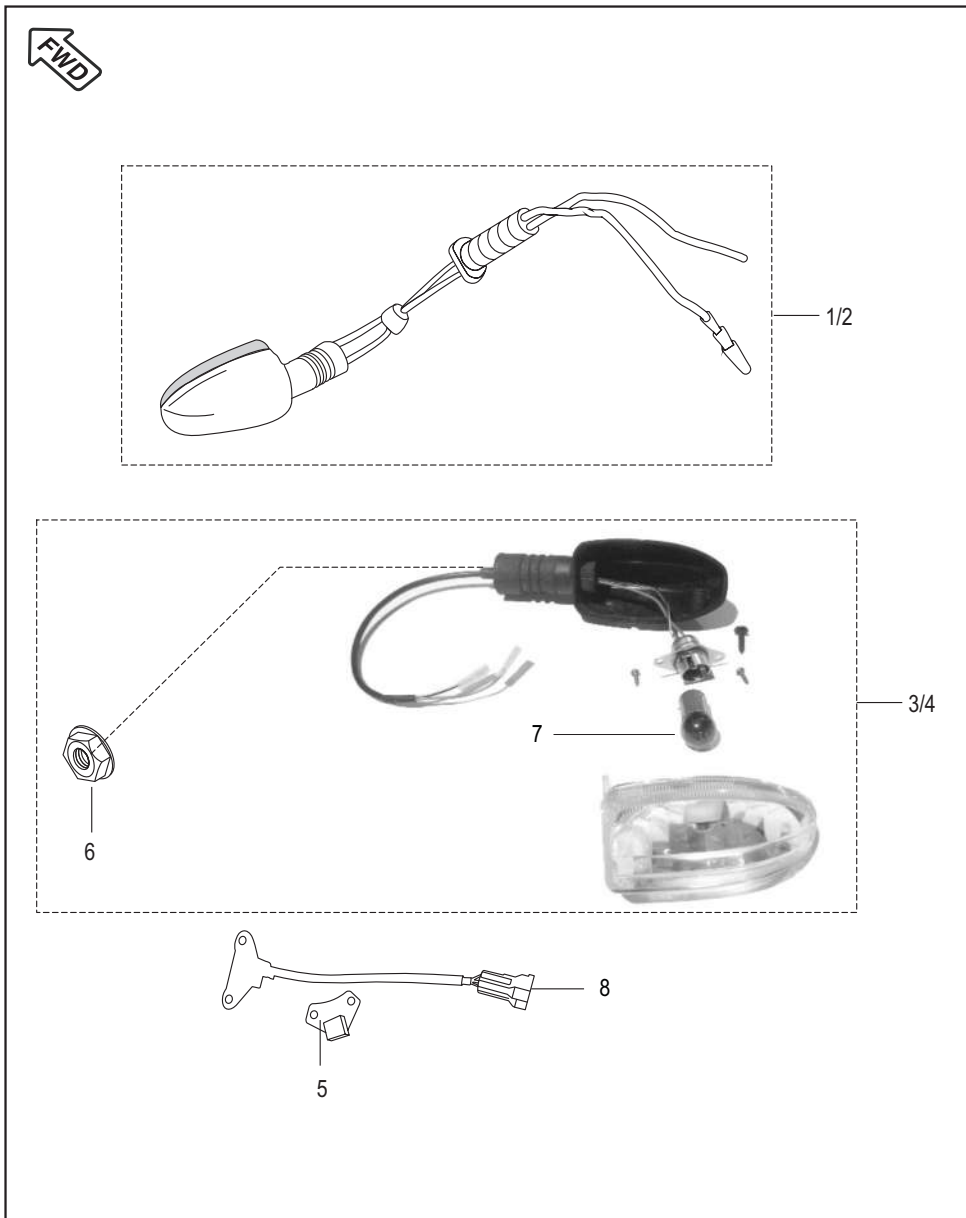
No.	Part No.	Description	Qty. /Veh.	Remarks
1	DJ 1910 71	Meter Assly / Instrument Cluster	1	
2	39 1778 02	Self Tapping Screw	4	
3	DJ 1811 19	Back Cover	1	
4	DJ 2011 74	Trip Meter Knob	1	
5	DJ 2011 59	Speedo Meter Top Cover	1	
6	DK 1612 09	Tape I	4	
7	DJ 1910 61	Cable Accelerator	1	
8	JC 1910 04	Cable Clutch	1	
9	59 2100 19	'O' ring	1	



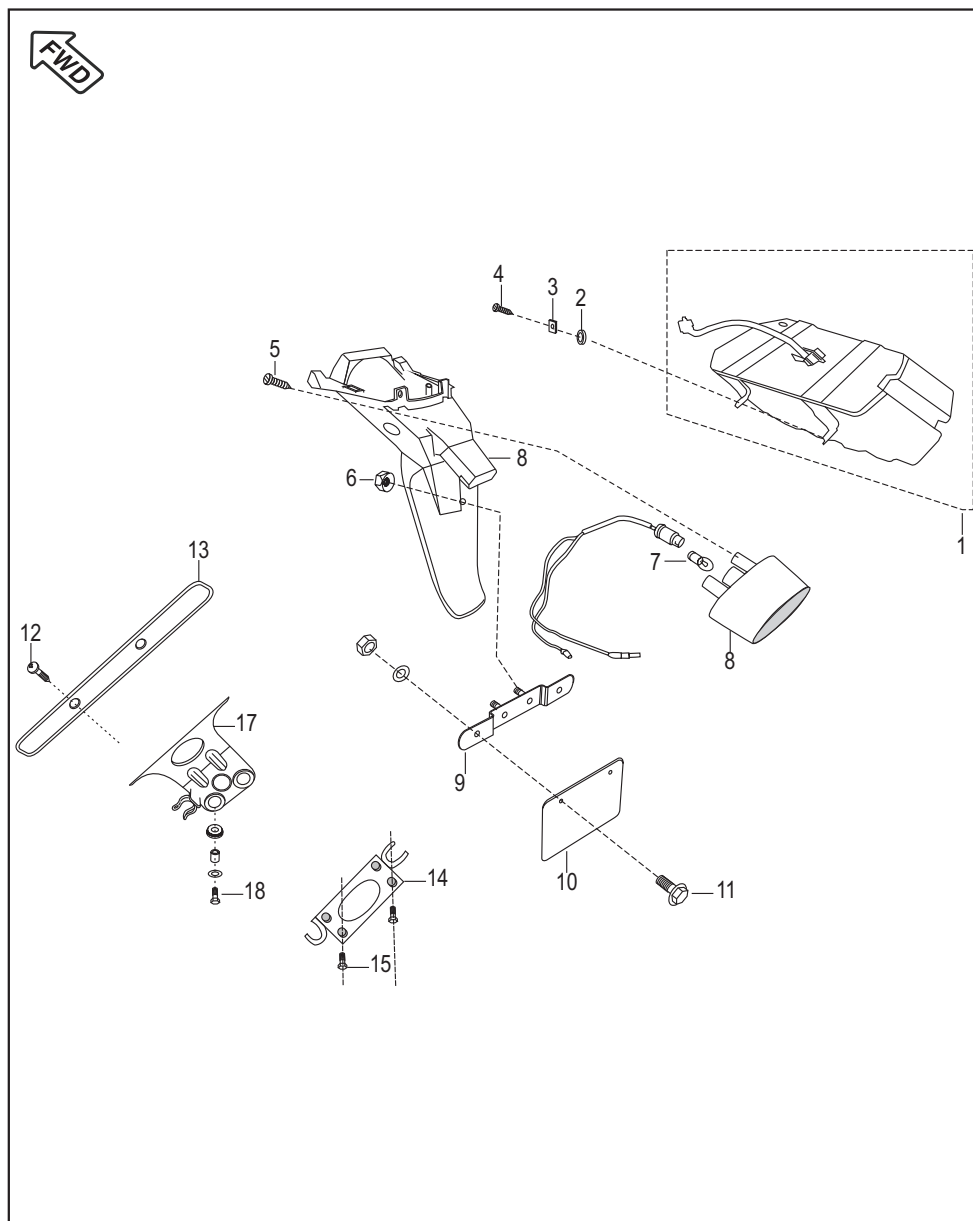
Head Lamp & Fairing

No.	Part No.	Description	Qty. /Veh.	Remarks
1	DJ 2011 32	Head Lamp assly. without bulb	1	
2	DJ 1811 20	Head lamp mask	1	
3	DJ 1810 33	Wind Shield	1	
4	DF 1810 98	Bolt	4	
5	39 2141 24	Non Metallic Washer	4	
6	DL 1810 10	Well Nut	4	
7	DJ 1810 37	Decal Wind Shield	1	
8	39 1907 01	M5 x 15L mushroom HD	2	
9	DJ 2010 72	Pilot Bulb	2	
10	DH 1810 52	Fairing mounting upper bracket	1	
11	36 DH40 20	Kit hardware mtg. bracket	1	Ref. page no.93
12	DJ 1612 29	Clip Nut	4	
13	39 0716 01	Screw pan cross	2	
14	39 1524 01	Screw pan cross	2	
15	CL 2010 23	Lamp 12V 35/35W-HS1	1	
16	DJ 1810 69	Packing Fairing	1	N.I.

Indicator Light Assly



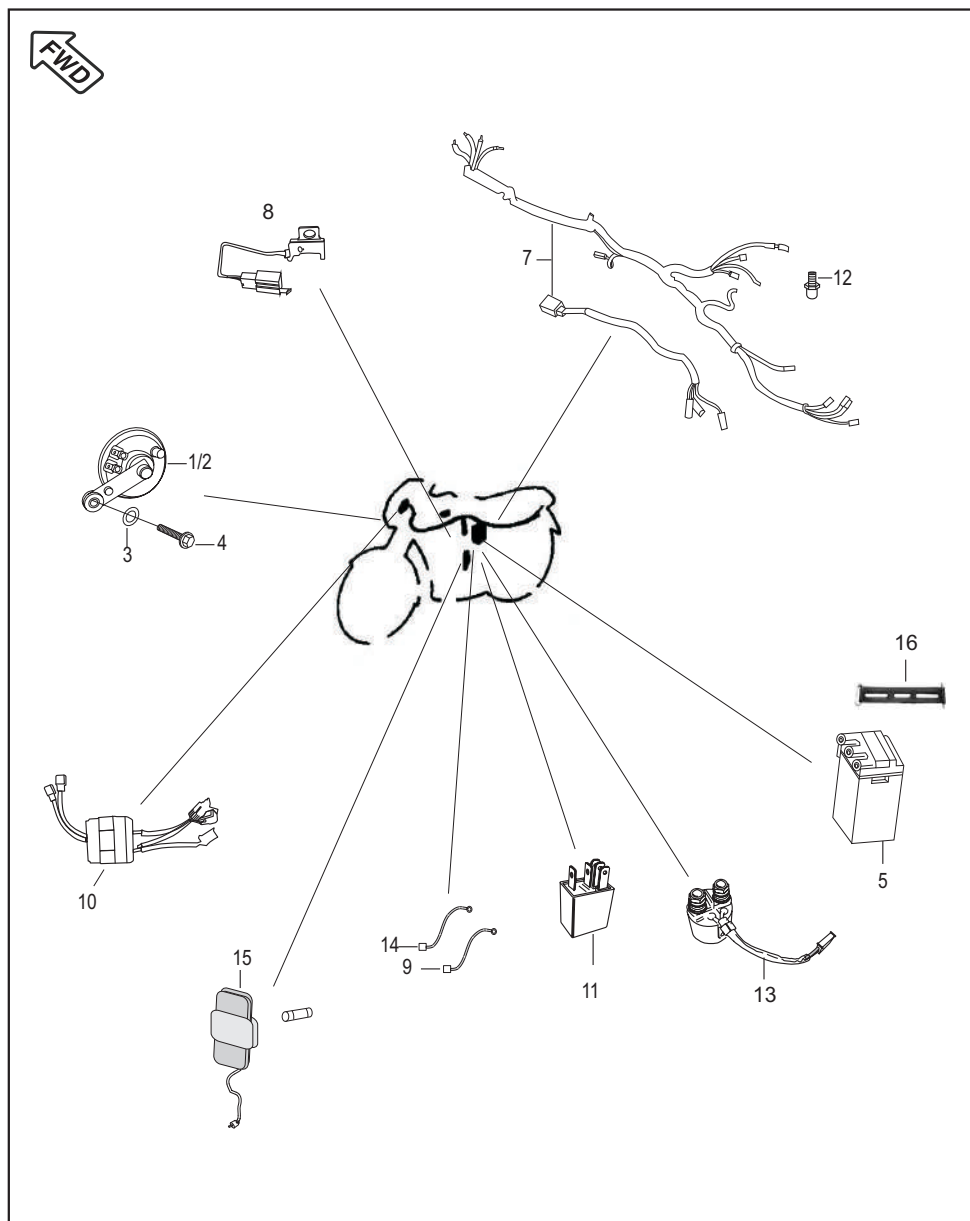
No.	Part No.	Description	Qty. /Veh.	Remarks
1	DJ 2012 08	Blinker Front LH flexible	1	For Hall Sensor Mounting (N.I.)
2	DJ 2012 09	Blinker Front RH flexible	1	
3	DJ 2012 06	Blinker Rear LH flexible	1	
4	DJ 2012 07	Blinker Rear RH flexible	1	
5	DJ 2011 81	Magnet assly. blinker self cancellation	1	
6	39 1225 15	Hex. Nut With Flange	4	
7	GH 2010 12	Lamp 12V 10W	4	
8	JC 2010 21	Hall Sensor	1	
9	39 2208 04	Bolt	2	



Tail Lamp Assly / Front & Rear No. Plate

No.	Part No.	Description	Qty. /Veh.	Remarks
1	DK 2010 03	Tail light Assly	1	
2	DH 1612 93	Damper	2	
3	DK 1611 53	Clip Nut	4	
4	59 0100 13	Screw pan cross	4	
5	39 1907 01	Truss Screw	2	
6	39 1972 15	Nut flange	2	
7	30 2010 29	Lamp 12V-4W	1	
8	JW 4010 11	No. Plate illumination	1	
9	DJ 1610 72	Rear No. plate bkt.	1	
10	DP 1611 45	Number plate Rear	1	
11	39 1680 04	Hex Flanged Bolt	2	
12	39 1783 01	Truss Screw	2	For Front No. Plate
13	DP 1611 44	Number plate front	1	
14	JC 1810 26	No. plate mounting bracket	1	
15	39 1062 04	Bolt flange	2	
16	DH 1612 93	Damper front no. Plate	1	N.I.
17	JC 1810 25	Front no. plate bracket	1	
18	39 1943 04	Bold Flange M6	2	

Electric Component



No.	Part No.	Description	Qty. /Veh.	Remarks
1	DK 2010 73	Horn with LH stay	1	N.I.
2	DK 2010 74	Horn with RH stay	1	
3	39 1507 11	Plain Washer	1	
4	39 1956 04	Flange Bolt	1	
5	DJ 2011 25	Battery (12V-9A) mf wet	1	
6	DJ 1612 47	Band Battery	1	
7	DJ 2012 05	Wiring Harness	1	
8	JC 2010 04	Rear Brake Switch	1	
9	DJ 2010 20	Cable assly. (Battery to St.Relay)	1	
10	JC 2010 16	BCU	1	
11	AL 2010 12	Kill switch relay "O/E/N" Brand	1	Fr. 17Nov09(C19)
	DJ 2010 28	Kill switch relay "Omron" Brand	1	
12	39 1680 04	Flange bolt	1	
13	DK 2010 78	Starter Relay / Damper	1	
14	DJ 2011 40	Cable assly. (Battery to Earth)	1	
15	30 2011 04	Fuse box Assly.	1	
16	DJ 1612 47	Band battery	1	

PART INDEX

Sr. No.	Kit Part No.	Kit Description	Consisting of Following Parts		
			Part No.	Description	Qty./Kit
1	36DS1001	Cyl.Head O Ring Kit	39239121	O Ring (Cover tappet)	2
			39128321	O ring	2
2	36DJ1004	Valve Kit	DJ101124	Valve Intake	1
			DJ101125	Valve Exhaust	1
3	DK101326	Valve Repair Kit	DK101247	Retainer valve spring	2
			DK101108	Spring valve inner	2
			DK101110	Spring valve outer	2
			DK101246	Seat valve spring	2
4	36DK0039	Guide Chain Kit	DH101017	Guide chain (Tight)	1
			DK101059	Guide Chain (slack)	1
5	36DK0038	Set primary drive & driven	DH101628	Gear primary drive	1
			DK101561	Clutch Housing	1
6	36DH4019	Kit centrifugal oil filter	39220011	Washer	1
			DH101234	Gasket centrifugal oil filter	1
			DH101640	Oval screw	1
			Dh101066	Join oil dealivery	1
			DH101067	Spring oil delivery	1
			39219908	Pin oil delivery joint	1
7	36DH1005	Set of Plate	DH101288	Plate A	1
			DH101289	Plate B	1
			DH101290	Plate C	1
			DH101291	Plate D	1
8	36DH1006	Set Damper	DH101282	Damper Cover Magneto	1
			DH101292	Damper A Cover LH RR	1
			DH101294	Damper B Cover LH RR	1
9	36DH1007	Set of Plate	DH101283	Plate Damper	1
			DH101293	Plate Damper Cover LH RR	1
10	36DH4010	Kit hardware air cleaner	DH121020	Bracket lock	1
			01110609	Plain washer	1
			39178001	Screw pan cross	1
			39177304	Bolt flange	4
			31121043	Coller	3
			39071111	Plain washer	3

PART INDEX

Sr. No.	Kit Part No.	Kit Description	Consisting of Following Parts		
			Part No.	Description	Qty./Kit
11	36DK0015	Kit element air filter	DK121002	Element air filter fine	1
			DK121003	Element air filter coarse	1
12	36DH4011	Kit hardware shield	DH101301	Seal shield muflar	2
			DH101395	Trust screw	2
			DH101481	Grommet shield	1
13	36DK0009	Kit hardware silencer	39185004	Flange bolt	1
			39242511	Plain washer	1
			DD161071	U nut	1
			DH161155	Damper silencer	1
			DH161157	Tube silencer mounting	1
14	36DK0011	Kit hardware engine mounting	39231204	Bolt flange	4
			39197015	Nut flange	8
			39241304	Bolt flange	1
			DH161245	U Nut	3
15	36DV0007	Bearing cone kit	DG181045	Bearing cone	1
			DG181047	Bearing race	1
			DG181046	Upper bearing race	1
16	36DK0012	Kit bush rear shock absorber	39071411	Plain washer	8
			39071215	Dome cap nut	2
			39073712	Spring washer	2
17	36DK0013	Kit hardware pillion	DJ161186	Plait side pillion stape	2
			DH161061	Pin pillion set	2
			30141031	"O" ring	2
			39104011	Plain washer	2
			39078408	Split pin	2
18	36JC0007	Kit lever brake	01170122	"O" ring	1
			JC151006	Indicator	1
			JC151007	Lever brake	1
			39244704	Hex. head bold	1
			39079815	Nut	1
19	36DK0036	Chain sprocket kit	DJ151110	Sprocket (36 teeth) (not serviceable)	1
			DK151010	Chain	1
			DV101048	Sprocket Drive	1
20	36DK0034	Kit hardware brake pedal	DK101186	Bolt pivot lever change	1
			DK101185	Washer pivot bolt	1
			DK101187	Collar pivot bolt	1
			39199819	Oil Seal	1
			39238315	Flange nut	1
			DK191014	Spring ear brake switch	1
			Dk191013	Springr brake peddle	1

Sr. No.	Kit Part No.	Kit Description	Consisting of Following Parts		
			Part No.	Description	Qty./Kit
21	36JC0006	Kit hardware rod bracket	30191038	Pin	1
			39019811	Plain washer	1
			39080808	Split pin	1
			JC191008	Spring	1
			JC191006	Pin	1
			JC191007	Brake adjustment nut	1
22	36DK0018	Kit hardware rod torque	39078912	Spring washer	2
			39069415	Nut lock	2
			39080708	Pin snap	2
			39154011	Plain washer	1
23	36DK0019	Kit hardware holder LH	30191024	Screw	1
			30191017	Nut	1
			39021911	Plain washer	1
			39072504	Hex bold	1
24	36DH1601	Grommet kit for side cover	DH161158	Grommet side cover	4
			DH161133	Grommet side cover rear	2
25	36DH4020	Kit hardware mounting bracket	DJ181029	Collar faring mounting	6
			DJ181064	Grommet fearing mounting	6
			39021111	Plain washer	4
			39155204	Flange bold	4
26	DH191016	Grip assly RH	DH191017	Pipe throttle	1
			DH191008	Grip hand RH	1